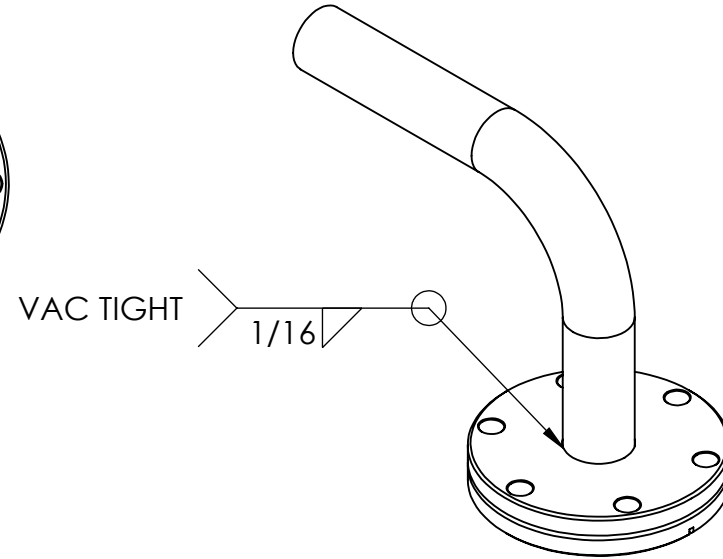
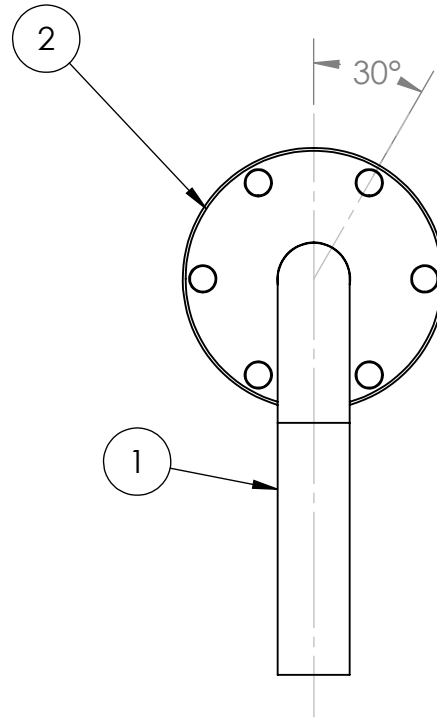
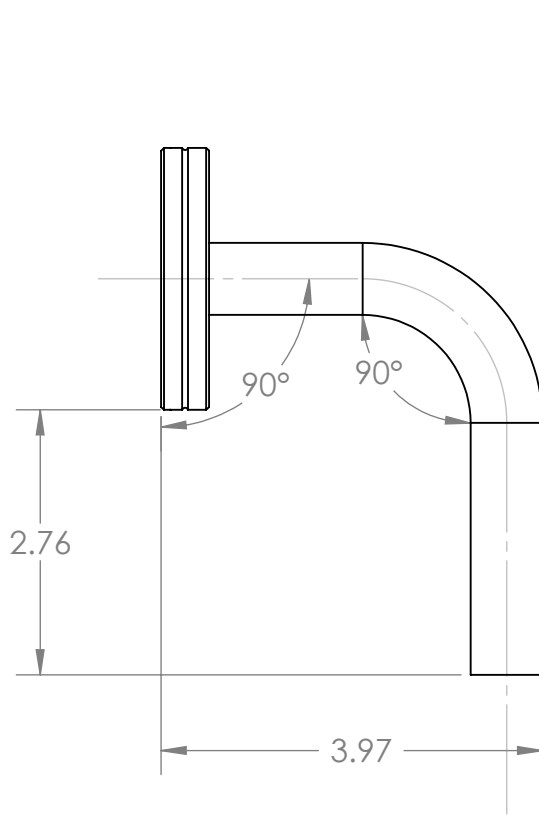


PROPRIETARY AND CONFIDENTIAL
 THE INFORMATION CONTAINED IN THIS
 DRAWING IS THE SOLE PROPERTY OF
 GNB CORPORATION. ANY
 REPRODUCTION IN PART OR AS A WHOLE
 WITHOUT THE WRITTEN PERMISSION OF
 GNB CORPORATION IS PROHIBITED.

REVISIONS				
ZONE	REV.	DESCRIPTION	DATE	APPROVED



ITEM NO.	PART NUMBER	DESCRIPTION	QTY.
1	114236-00S	TUBE, PORT, PUMP-OUT, 3/4" OD	1
2	275-075N	(NORCAL) FLANGE, CONFLAT, 2.75" OD X .75 ID	1

MATERIAL: AISI 304/AISI 304L DUAL CERT PER SA240

UNLESS OTHERWISE SPECIFIED: WEIGHT: 0.85 #

DIMENSIONS ARE IN INCHES
 TOLERANCES: FINISH
 ANGULAR: ± 0°30' 125
 .XX ± .01
 .XXX ± .005
 UNSPECIFIED FILLETS: R.015
 BREAK EDGES .010 x 45°
 REMOVE ALL BURRS

// . □ . ⊥ WITHIN .03

THIRD ANGLE PROJECTION



APPROVALS		
	NAME	DATE
DRAFTER	MKM2	6/11/10
CHECKER	RW	6/14/10
ENGINEER	MKM2	6/11/10

DO NOT SCALE DRAWING

GNB CORPORATION
 SCIENTIFIC AND INDUSTRIAL EQUIPMENT
 3200 DWIGHT RD, SUITE 100
 ELK GROVE, CA 95758
 916-395-3003 FAX: 916-395-3363
 WWW.GNBVALVES.COM

TITLE: PORT, PUMPOUT, 2.75" CF

DWG. NO. **A** 114235-00WS

SCALE: 1:2 SHEET 1 OF 1

REV -

NOTES:

1. ALL WELD PREPS TO BE DONE BY TUNGSTEN CARBIDE CUTTING TOOLS ONLY
2. WELD PER QP1750-W2, LIGO WELDING AND REPAIR PROCEDURE, LATEST REVISION
3. CLEAN WELD WIRE AND SURFACES TO BE WELDED WITH CO2 SCRUBBING
4. INTERNAL WELD SURFACE TO BE SMOOTH BUT NOT GROUND
5. ALL WELDS TO BE GTAW UNLESS OTHERWISE NOTED
6. ALL INTERNAL WELDS TO BE CONTINUOUS AND VACUUM TIGHT
7. NO POST WELD HEAT TREATMENT IS REQUIRED