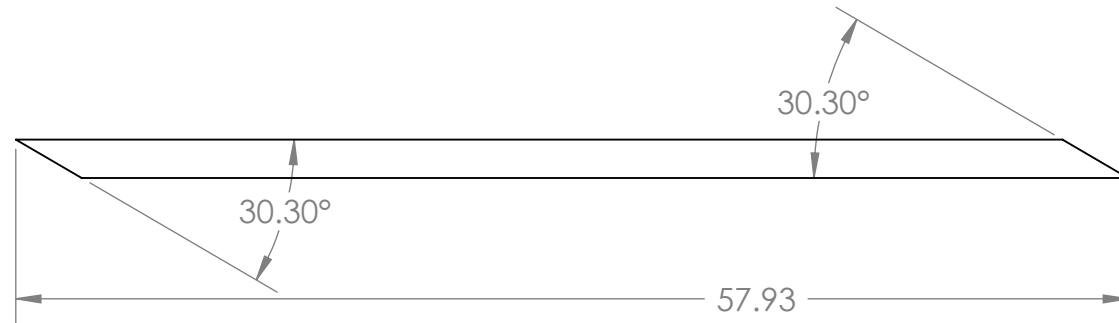
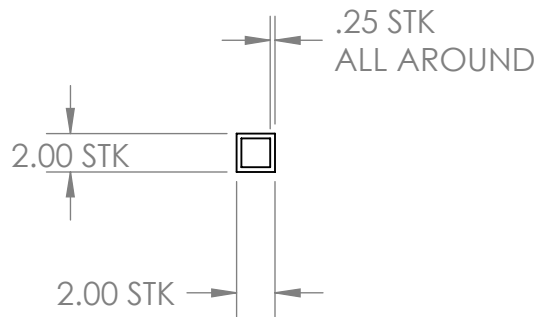
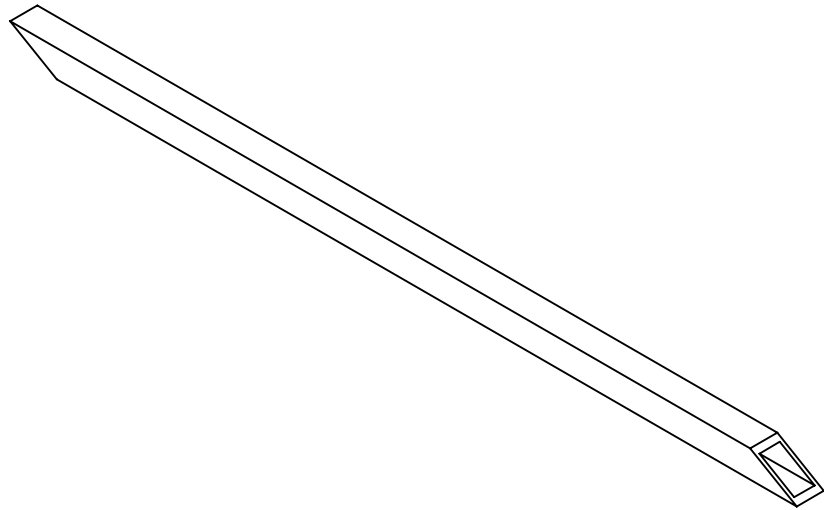


PROPRIETARY AND CONFIDENTIAL
 THE INFORMATION CONTAINED IN THIS
 DRAWING IS THE SOLE PROPERTY OF
 GNB CORPORATION. ANY
 REPRODUCTION IN PART OR AS A WHOLE
 WITHOUT THE WRITTEN PERMISSION OF
 GNB CORPORATION IS PROHIBITED.

REVISIONS				
ZONE	REV.	DESCRIPTION	DATE	APPROVED
	A	RELEASED TO PRODUCTION	8/23/2010	MKM2



DESCRIPTION: TUBE, SQR, 2.00X2.00 OD, .25 WALL, 57.93 LG
 MATERIAL: ASTM A36 Steel

UNLESS OTHERWISE SPECIFIED: WEIGHT: 27.05 #

DIMENSIONS ARE IN INCHES
 TOLERANCES: FINISH
 ANGULAR: ± 0°30' 125
 .XX ± .03
 .XXX ± .005
 UNSPECIFIED FILLETS: R.015
 BREAK EDGES .010 x 45°
 REMOVE ALL BURRS

// ◻ ⊥ WITHIN .03

THIRD ANGLE PROJECTION

APPROVALS

	NAME	DATE
DRAFTER	MKM2	7/7/10
CHECKER	ER	8/16/10
ENGINEER	MKM2	7/7/10

DO NOT SCALE DRAWING

GNB CORPORATION
 SCIENTIFIC AND INDUSTRIAL EQUIPMENT
 3200 DWIGHT RD, SUITE 100
 ELK GROVE, CA 95758
 916-395-3003 FAX: 916-395-3363
 WWW.GNBVALVES.COM

TITLE:
 BRACE, STAND
 MIDSTATION SPOOL

DWG. NO.
A 114281-00M

SCALE: 1:10 SHEET 1 OF 1

REV
 A

5

4

3

2

1