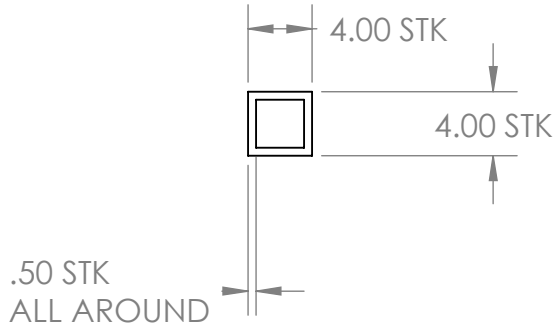
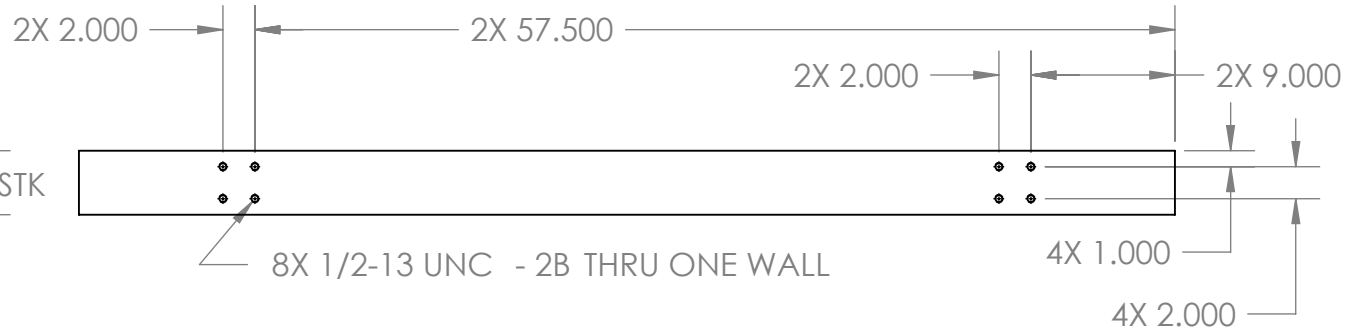
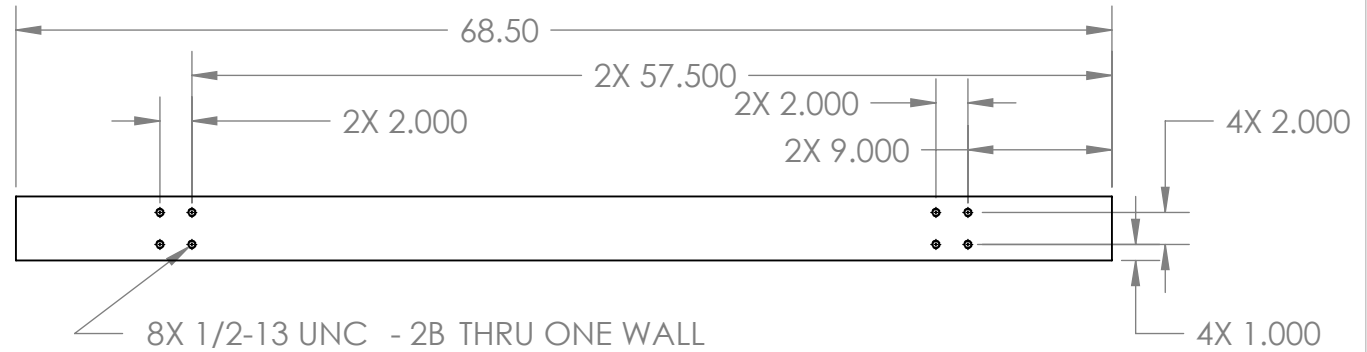
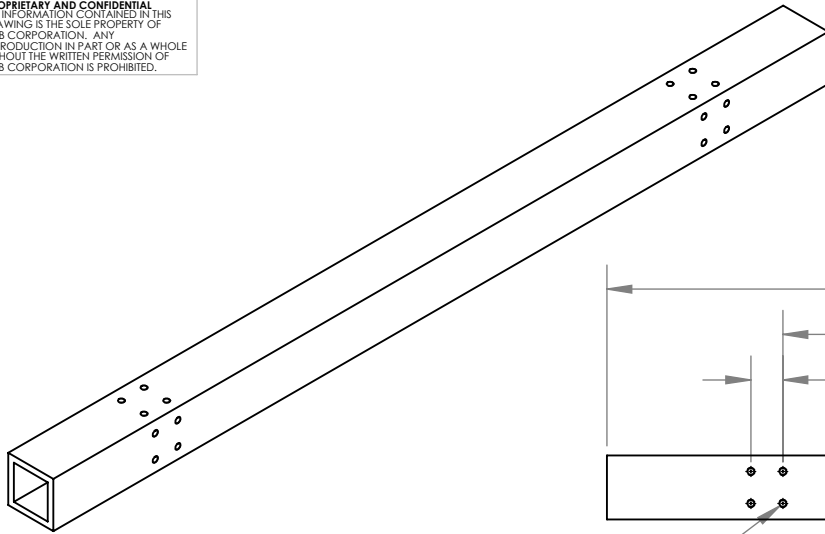


PROPRIETARY AND CONFIDENTIAL
 THE INFORMATION CONTAINED IN THIS
 DRAWING IS THE SOLE PROPERTY OF
 GNB CORPORATION. ANY
 REPRODUCTION IN PART OR AS A WHOLE
 WITHOUT THE WRITTEN PERMISSION OF
 GNB CORPORATION IS PROHIBITED.

REVISIONS				
ZONE	REV.	DESCRIPTION	DATE	APPROVED
	A	RELEASED TO PRODUCTION	8/23/2010	MKM2



DESCRIPTION: TUBE, SQR, 4.00 X 4.00 OD, .50 WALL, 64.06 LG
 MATERIAL: ASTM A36 Steel

UNLESS OTHERWISE SPECIFIED:
 DIMENSIONS ARE IN INCHES
 TOLERANCES: FINISH
 ANGULAR: ± 0°30' 125
 .XX ± .03
 .XXX ± .005
 UNSPECIFIED FILLETS: R.015
 BREAK EDGES .010 x 45°
 REMOVE ALL BURRS

THIRD ANGLE PROJECTION



WEIGHT: 135.67 #

APPROVALS

	NAME	DATE
DRAFTER	MKM2	7/7/10
CHECKER	ER	8/16/10
ENGINEER	MKM2	7/7/10

DO NOT SCALE DRAWING

GNB CORPORATION
 SCIENTIFIC AND INDUSTRIAL EQUIPMENT
 3200 DWIGHT RD, SUITE 100
 ELK GROVE, CA 95758
 916-395-3003 FAX: 916-395-3363
 WWW.GNBVALVES.COM

TITLE: MEMBER, VERTICAL, MIDSTATION STAND

DWG. NO. **A** 114276-00M

SCALE: 1:12

SHEET 1 OF 1

REV
A