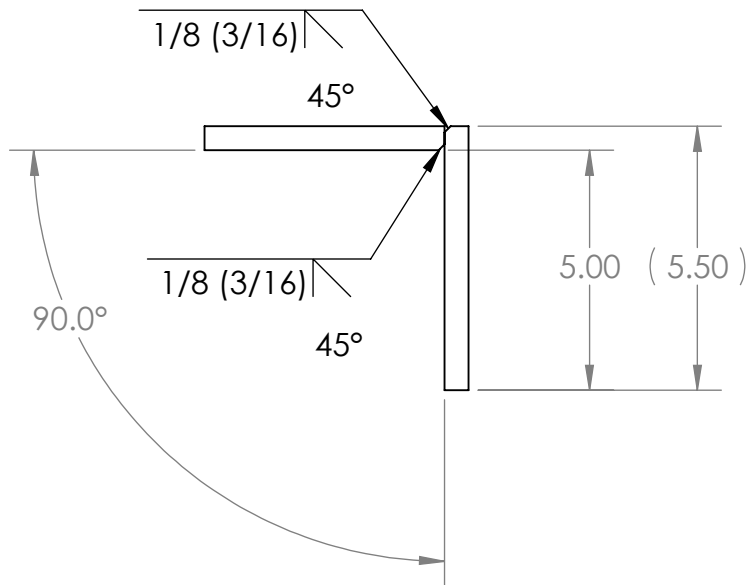
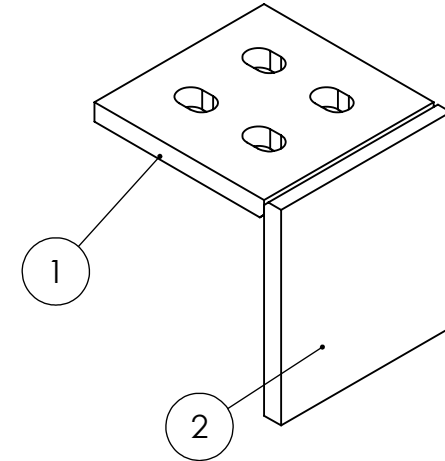
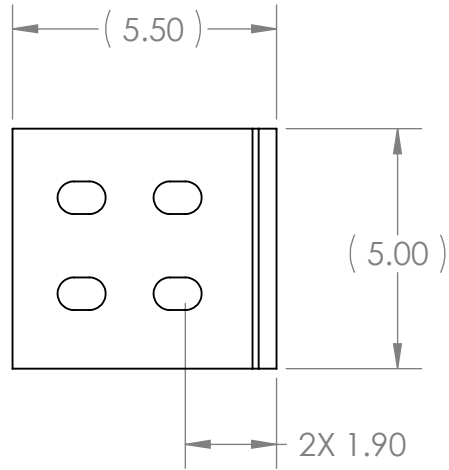


PROPRIETARY AND CONFIDENTIAL  
 THE INFORMATION CONTAINED IN THIS  
 DRAWING IS THE SOLE PROPERTY OF  
 GNB CORPORATION. ANY  
 REPRODUCTION IN PART OR AS A WHOLE  
 WITHOUT THE WRITTEN PERMISSION OF  
 GNB CORPORATION IS PROHIBITED.

ZONE		REV.	DESCRIPTION	REVISIONS	DATE	APPROVED
		A	RELEASED TO PRODUCTION		8/24/2010	MKM2



- NOTES:**
1. ALL WELD PREPS TO BE DONE BY TUNGSTEN CARBIDE CUTTING TOOLS ONLY
  2. WELD PER QP1750-W2, LIGO WELDING AND REPAIR PROCEDURE, LATEST REVISION
  3. CLEAN WELD WIRE AND SURFACES TO BE WELDED WITH CO2 SCRUBBING
  4. INTERNAL WELD SURFACE TO BE SMOOTH BUT NOT GROUND
  5. ALL WELDS TO BE GTAW UNLESS OTHERWISE NOTED
  6. ALL INTERNAL WELDS TO BE CONTINUOUS AND VACUUM TIGHT
  7. NO POST WELD HEAT TREATMENT IS REQUIRED

ITEM NO.	PART NUMBER	DESCRIPTION	QTY.
1	114208-00S	PLATE, TOP, BRACKET, MC STAND	1
2	114209-00S	PLATE, SIDE, BRACKET, MC STAND	1

MATERIAL: AISI 304/AISI 304L DUAL CERT PER SA240

UNLESS OTHERWISE SPECIFIED: WEIGHT: 7.23 #

DIMENSIONS ARE IN INCHES  
 TOLERANCES: FINISH 125  
 ANGULAR: ± 0°30'  
 .XX ± .01  
 .XXX ± .005  
 UNSPECIFIED FILLETS: R.015  
 BREAK EDGES .010 x 45°  
 REMOVE ALL BURRS

// ◻ ⊥ WITHIN .03

THIRD ANGLE PROJECTION



APPROVALS

	NAME	DATE
DRAFTER	MKM2	7/9/10
CHECKER	RW	7/22/10
ENGINEER	MKM2	7/9/10

DO NOT SCALE DRAWING

**GNB CORPORATION**  
 SCIENTIFIC AND INDUSTRIAL EQUIPMENT  
 3200 DWIGHT RD, SUITE 100  
 ELK GROVE, CA 95758  
 916-395-3003 FAX: 916-395-3363  
 WWW.GNBVALVES.COM

TITLE: WELDMENT, BRACKET, MC TUBE

DWG. NO. **A** 114207-00WS

SCALE: 1:4 SHEET 1 OF 1

REV  
**A**