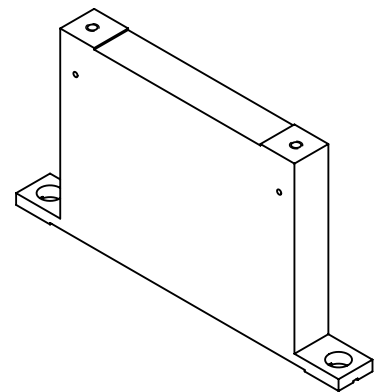
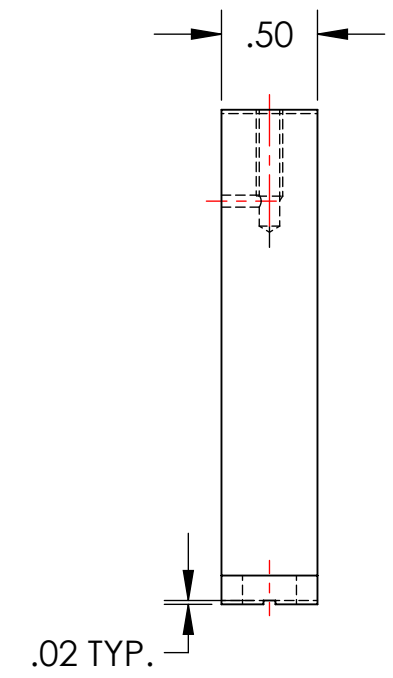
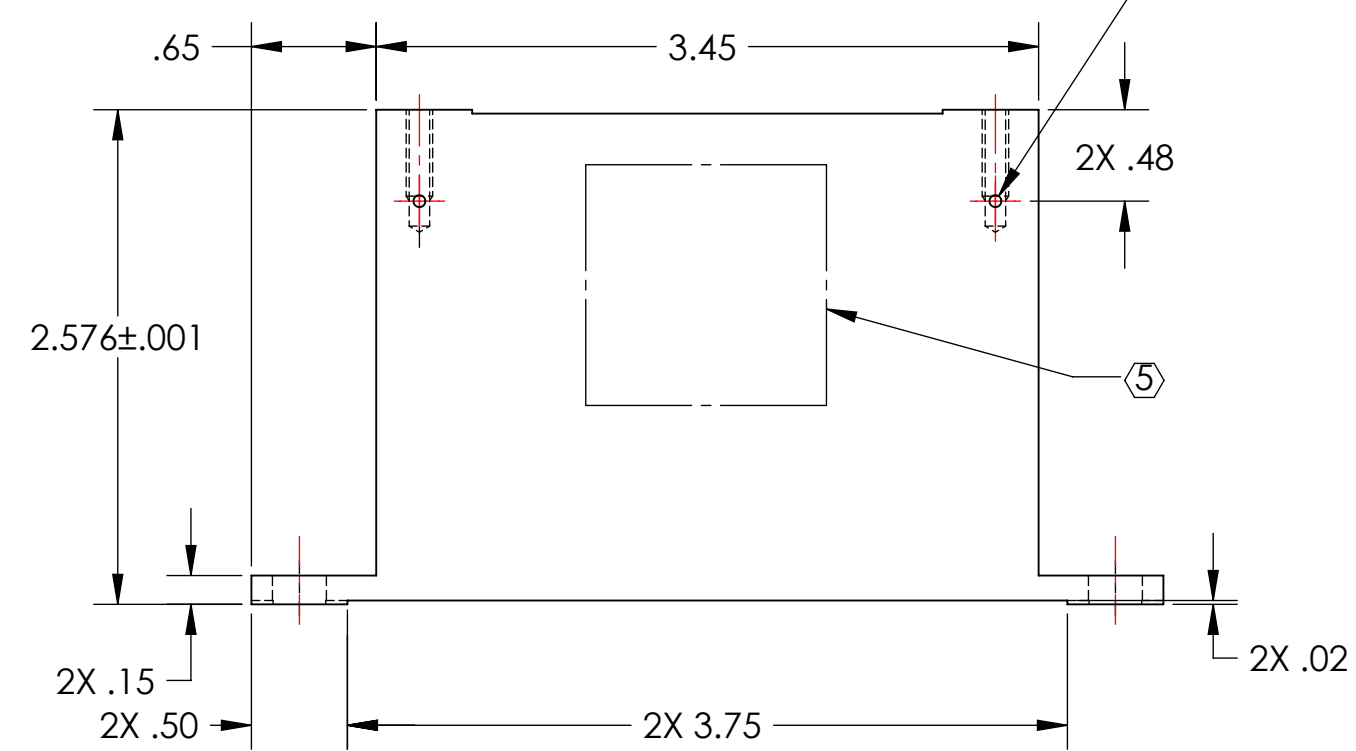
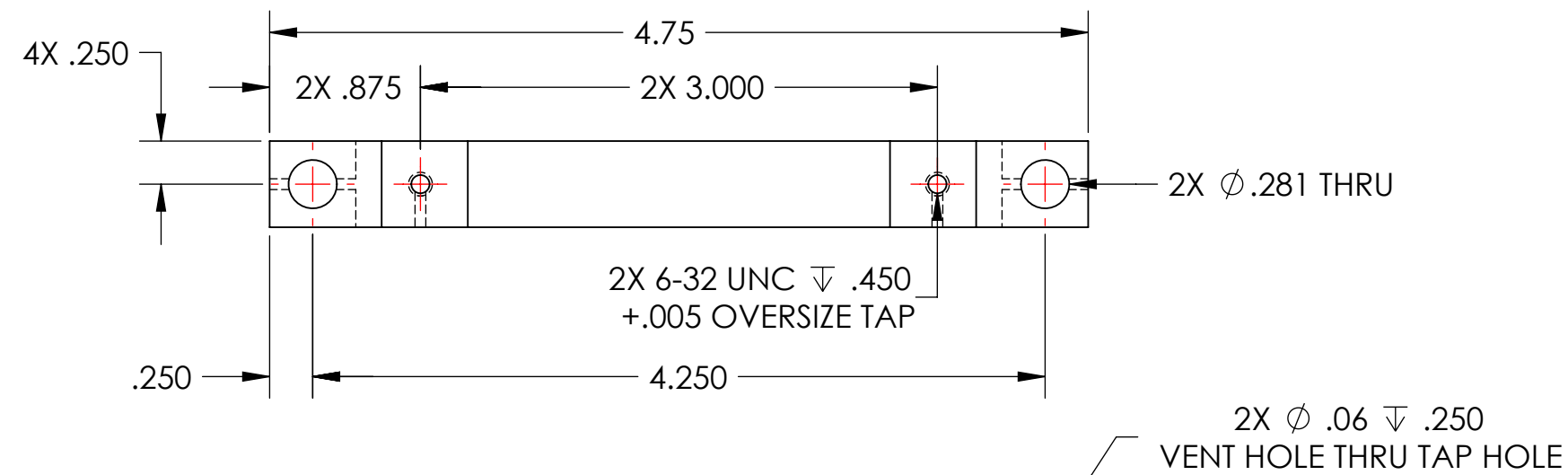


D1001862\_alIGO\_AOS\_D0900614\_Faraday Isolator Base Mount Foot, PART PDM REV: X-015, DRAWING PDM REV: X-012

NOTES CONTINUED:  
5. SCRIBE, ENGRAVE (A VIBRATORY TOOL MAY BE USED), LASER MARK OR MECHANICALLY STAMP (NO INKS OR DYES) DRAWING PART NUMBER, REVISION (AND VARIANT OR "TYPE" IF APPLICABLE) ON NOTED SURFACE OF PART FOLLOWED ON THE NEXT LINE WITH A THREE DIGIT SERIAL NUMBER. SERIAL NUMBERS START AT 001 FOR THE FIRST ARTICLE AND PROCEED CONSECUTIVELY. USE MINIMUM 0.12" HIGH CHARACTERS, UNLESS THE SIZE OF THE PART DICTATES SMALLER CHARACTERS. EXAMPLE: DXXXXXX-VY, TYPE-XX, S/N XXX

- 6. APPROXIMATE WEIGHT = 0.472 LB.
- 7. MACHINE ALL SURFACES TO REMOVE OXIDES AND MILL FINISH. USE OF ABRASIVE REMOVAL TECHNIQUES IS NOT ALLOWED.
- 8. ALL PARTS SHALL BE MANUFACTURED IN ACCORDANCE WITH LIGO SPECIFICATION E0900364.

REV.	DATE	DCN #	DRAWING TREE #
v1	8 OCT 2010	E1000563	-
v6	03 OCT 2012	E1000563	-
-	-	-	-



GENERAL VIEW FOR REFERENCE ONLY NO SCALE

NOTES AND TOLERANCES: (UNLESS OTHERWISE SPECIFIED)	
DIMENSIONS ARE IN INCHES	
1. INTERPRET DRAWING PER ASME Y14.5-1994.	
2. REMOVE ALL SHARP EDGES, R.02 MIN.	
3. DO NOT SCALE FROM DRAWING.	
4. ALL MACHINING FLUIDS MUST BE FULLY SYNTHETIC, FULLY WATER SOLUBLE AND FREE OF SULFUR, SILICONE, AND CHLORINE.	
TOLERANCES:	
.XX ± .01	
.XXX ± .005	
ANGULAR ± 0.5°	
MATERIAL	6061-T6 Al
FINISH	63 μinch

CALIFORNIA INSTITUTE OF TECHNOLOGY MASSACHUSETTS INSTITUTE OF TECHNOLOGY		PART NAME	
ADVANCED LIGO		PRISM BASE SUPPORT	
DESIGNER	TQ. NGUYEN	19 JUL 2010	SIZE DWG. NO.
DRAFTER	TQ. NGUYEN	23 AUG 2010	B D1001862
CHECKER	M. SMITH		REV. v6
APPROVAL	D. COYNE		SCALE: 1:1
NEXT ASSY D0900615-D0900614		PROJECTION:	SHEET 1 OF 1