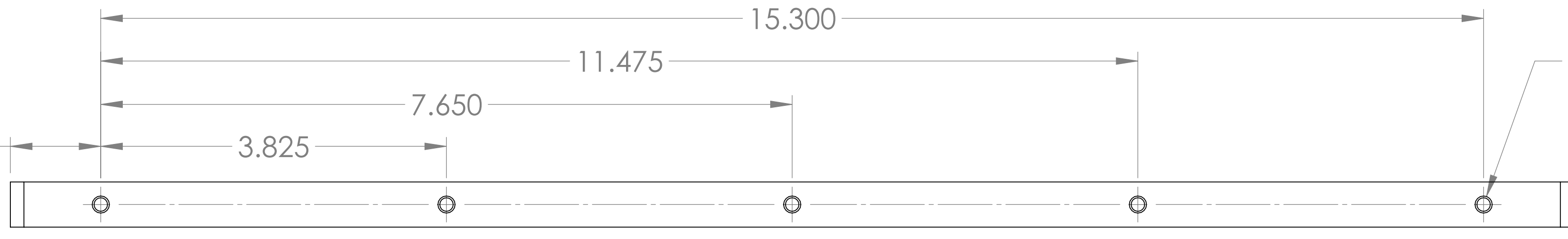
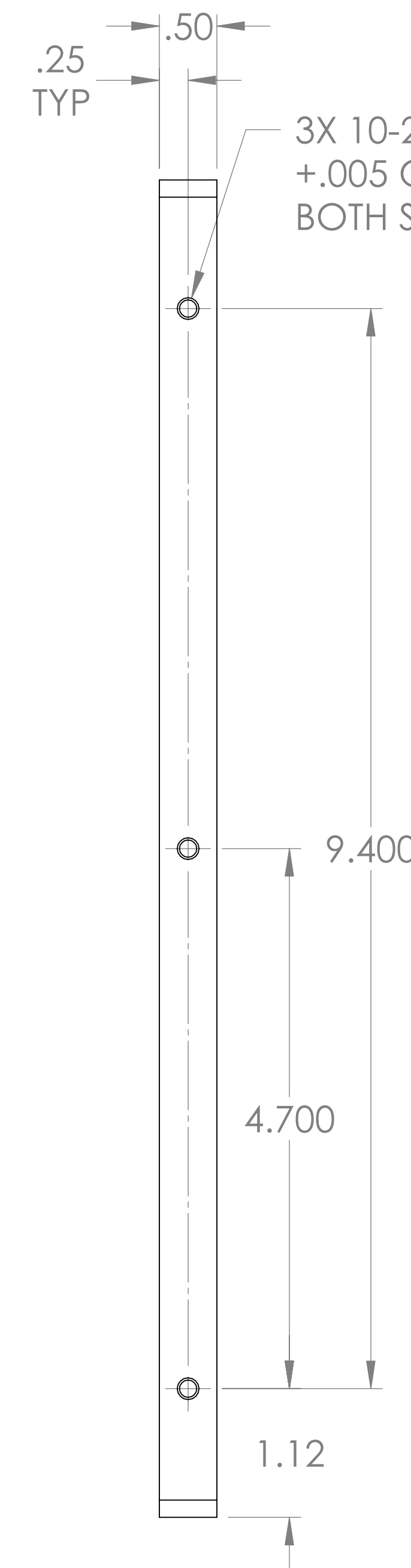
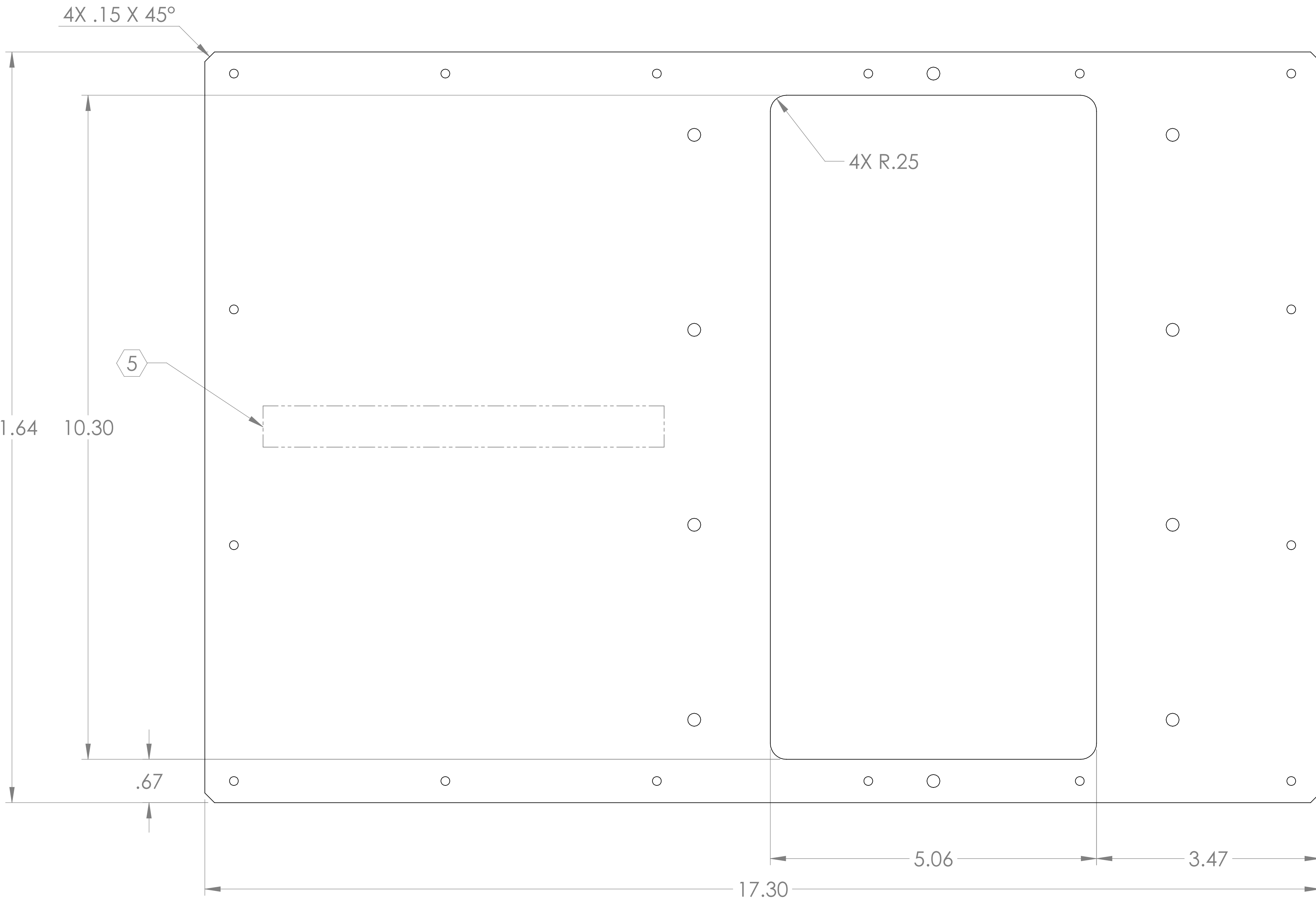


NOTES CONTINUED:
 ⑤ SCRIBE, ENGRAVE, OR MECHANICALLY STAMP (NO INKS OR DYES) DRAWING PART NUMBER, REVISION (AND VARIANT OR TYPE IF APPLICABLE) ON NOTED SURFACE OF PART FOLLOWED ON THE NEXT LINE WITH A THREE DIGIT SERIAL NUMBER. SERIAL NUMBERS START AT 001 FOR THE FIRST ARTICLE AND PROCEED CONSECUTIVELY. USE MINIMUM 0.12" HIGH CHARACTERS, UNLESS THE SIZE OF THE PART DICTATES SMALLER CHARACTERS. A VIBRATORY TOOL MAY BE USED. EXAMPLE: DXXXXXX-VY, TYPE-XX, S/N XXX

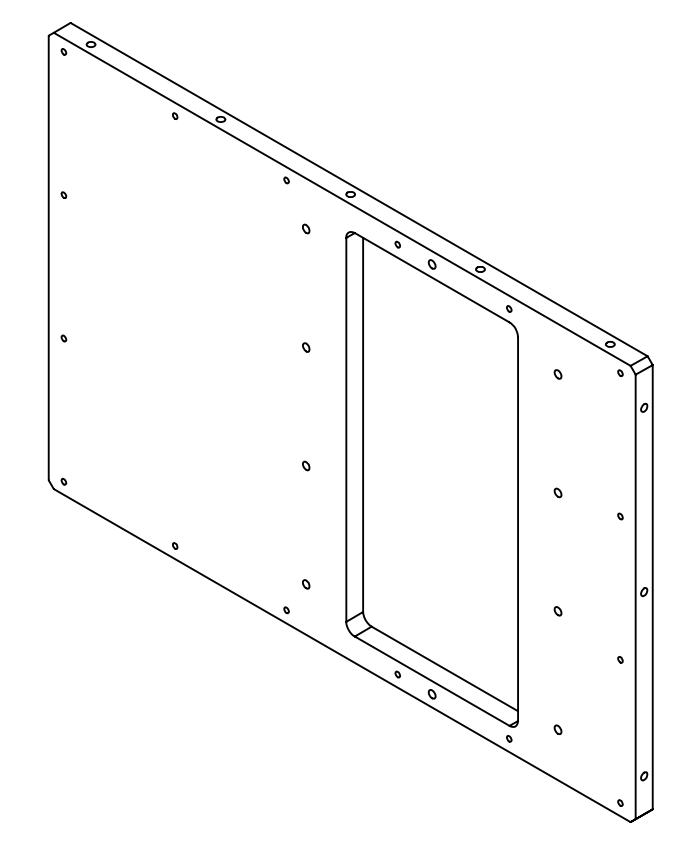
REV.	DATE	DCN #	DRAWING TREE #
v1	10 JUNE 2010	E1000182-v1	-
-	-	-	-
-	-	-	-



5X 10-24 UNC - 2B ∇ .38
 +.005 OVERSIZE
 BOTH SIDES



3X 10-24 UNC - 2B ∇ .38
 +.005 OVERSIZE
 BOTH SIDES



ISO VIEW

DIMENSIONS ARE IN INCHES		TOLERANCES:		ANGULAR \pm 1.0°	
.XX	\pm .01	.XXX	\pm .005		
MATERIAL		FINISH		NEXT ASSY	
304 SSSL		63 μ inch		D1000308 D1001335 D1001339	

NOTES AND TOLERANCES: (UNLESS OTHERWISE SPECIFIED)
 1. INTERPRET DRAWING PER ASME Y14.5-1994.
 2. REMOVE ALL SHARP EDGES, R.02 MIN.
 3. DO NOT SCALE FROM DRAWING.
 4. ALL MACHINING FLUIDS MUST BE FULLY SYNTHETIC, FULLY WATER SOLUBLE AND FREE OF SULFUR, SILICONE, AND CHLORINE.

LIGO CALIFORNIA INSTITUTE OF TECHNOLOGY
 MASSACHUSETTS INSTITUTE OF TECHNOLOGY

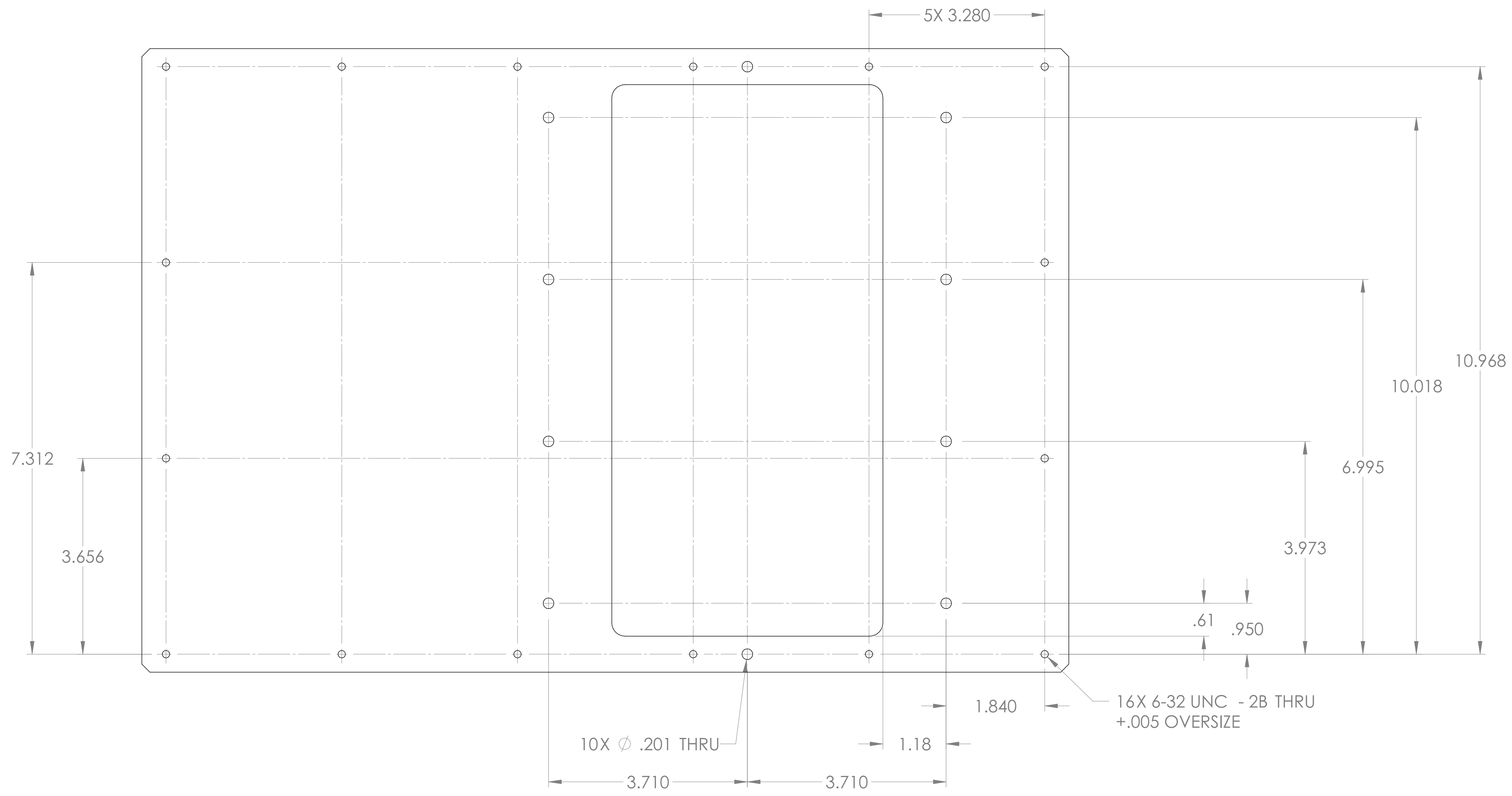
SYSTEM: ADVANCED LIGO SUB-SYSTEM: AOS

PART NAME		DESIGNER		DATE		SIZE		DWG. NO.		REV.	
ALIGO AOS OPLEV TX ENCLOSURE BASE		C. CONLEY		06 JUN 2010		D		D1001452		v1	
DRAFTER		N. KILPATRICK		10 JUNE 2010							
CHECKER											
APPROVAL											
						SCALE: 1:1		PROJECTION:		SHEET 1 OF 2	

D1001452.dwg ALIGO AOS Oplev TX Enclosure Base PART FDM REV: X-023 DRAWING FDM REV: X-017

8 7 6 5 4 3 2 1

H
G
F
E
D
C
B
A



LIGO CALIFORNIA INSTITUTE OF TECHNOLOGY
 MASSACHUSETTS INSTITUTE OF TECHNOLOGY

SIZE	DWG. NO.	REV.
D	D1001452	v1
SCALE: 1:1	PROJECTION:	SHEET 2 OF 2

D:\001452.dwg:ACS Client\TX Enclosure Base PART FDM REV: X-023 DRAWING FDM REV: X-017