

8

7

6

5

4

3

2

1

NOTES CONTINUED:

5. SCRIBE, ENGRAVE, OR MECHANICALLY STAMP (NO DYES OR INKS) A UNIQUE THREE DIGIT SERIAL NUMBER & REVISION NUMBER ON EACH PART. SERIAL NUMBERS START AT 001 FOR THE FIRST ARTICLE AND PROCEED CONSECUTIVELY. BAG AND TAG PARTS WITH THEIR DRAWING PART NUMBER, REVISION, VARIANT OR "TYPE" (IF APPLICABLE), AND QUANTITY. IF PARTS ARE TOO SMALL TO SCRIBE, BAGGING AND TAGGING ALONE IS SUFFICIENT.

EXAMPLE (PART): 001-v1
EXAMPLE (TAG): DXXXXXX-VY, TYPE-XX, QTY: TBD

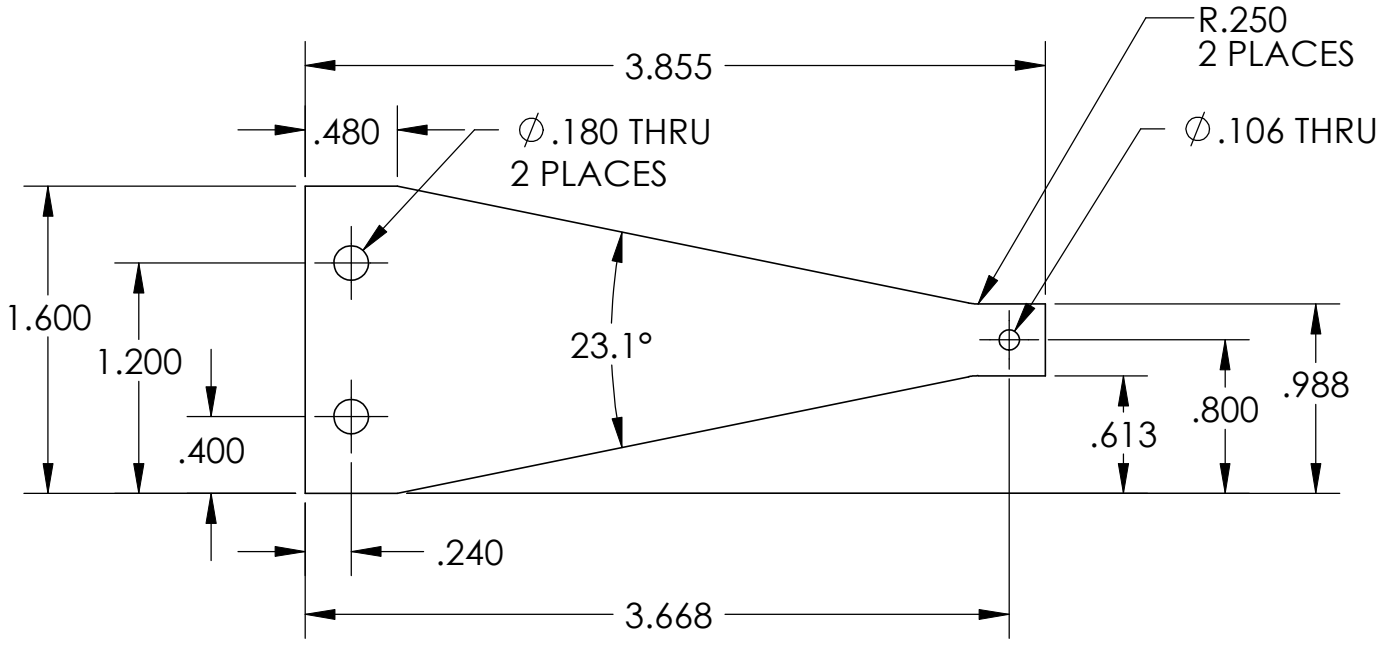
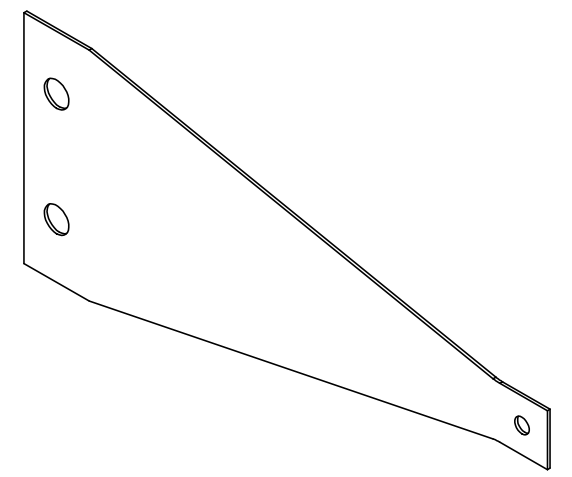

6. APPROXIMATE WEIGHT = 0.022 LB.

7. MACHINE ALL SURFACES TO REMOVE OXIDES AND MILL FINISH. USE OF ABRASIVE REMOVAL TECHNIQUES IS NOT ALLOWED. REFER TO LIGO-E0900364

8. ALL PARTS SHALL BE MANUFACTURED IN ACCORDANCE WITH LIGO SPECIFICATION E0900364.

9. ALL MATERIAL IS TO BE VIRGIN MATERIAL (i.e. NO WELD REPAIRS, PLUGS OR RECYCLED MATERIAL). NO REPAIRS SHALL BE MADE UNLESS APPROVED IN ADVANCE, AND IN WRITING, BY LIGO LABORATORY. REFER TO LIGO-E0900364.

REV.	DATE	DCN #	DRAWING TREE #
-	-	E1100131	-
-	-	-	-
-	-	-	-



D1000095 ALIGO IO HAM AUX SUS BLADE SPRING, PART PDM REV: X-010, DRAWING PDM REV: X-007

NOTES AND TOLERANCES: (UNLESS OTHERWISE SPECIFIED)				UNIVERSITY OF FLORIDA CALIFORNIA INSTITUTE OF TECHNOLOGY MASSACHUSETTS INSTITUTE OF TECHNOLOGY		PART NAME	
DIMENSIONS ARE IN INCHES				LIGO		BLADE SPRING	
TOLERANCES: .XX ± .01 .XXX ± .003				ADVANCED LIGO		DESIGNER	L.WILLIAMS
ANGULAR ± 0.1°				SUB-SYSTEM 100		DRAFTER	L.WILLIAMS
MATERIAL AISI 304				NEXT ASSY D1000120		CHECKER	
FINISH MILL CONDITION						APPROVAL	
						DATE	11 MAR 2010
						SIZE	B
						DWG. NO.	D1000095
						REV.	v4
						SCALE	1:1
						PROJECTION	AS SHOWN
						SHEET 1 OF 1	

8

7

6

5

4

3

2

1