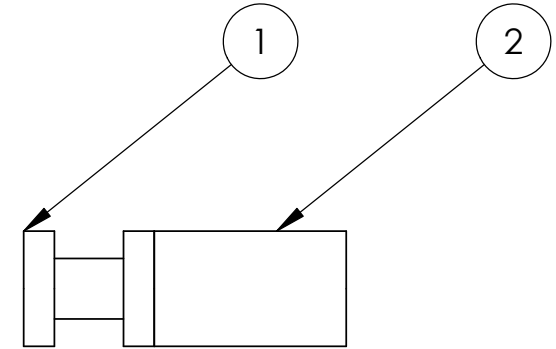
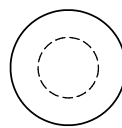



8 7 6 5 4 3 2 1

NOTES: (UNLESS OTHERWISE SPECIFIED)  
 1. ASSEMBLY STEPS DETAILED IN  
 MAGNET/STANDOFF ASSEMBLY  
 PREPARATION  
 SPECIFICATION, LIGO-E990196.

| REV. | DATE         | DCN #      | DRAWING TREE # |
|------|--------------|------------|----------------|
| A    | 24 JUNE 2004 | E040303-00 |                |
|      |              |            |                |
|      |              |            |                |



D020661\_Assembly\_MagnetDumbbell.step

| ITEM NO. | REQ. | SPARE | TOT. | PART NUMBER | DESCRIPTION       | SUPPLIER        |
|----------|------|-------|------|-------------|-------------------|-----------------|
| 2        | 1    | 1     | 2    | D960501     | MAGNET            | ELECTRON ENERGY |
| 1        | 1    | 1     | 2    | D970075     | DUMBBELL STANDOFF |                 |

|                                                                 |                         |              |      |                                                                                              |                                               |         |  |
|-----------------------------------------------------------------|-------------------------|--------------|------|----------------------------------------------------------------------------------------------|-----------------------------------------------|---------|--|
| UNLESS OTHERWISE SPECIFIED:                                     |                         | DATE         | NAME | <b>CALIFORNIA INSTITUTE OF TECHNOLOGY<br/>         MASSACHUSETTS INSTITUTE OF TECHNOLOGY</b> |                                               |         |  |
| DIMENSIONS ARE IN INCHES                                        |                         | DRAWN        | 2/03 |                                                                                              |                                               | J.ROMIE |  |
| TOLERANCES:<br>.XX ±:0.01<br>.XXX ±:0.005<br>ANGULAR: ±0.5 DEG. |                         | CHECKED      |      |                                                                                              | SYSTEM <b>ADVANCED LIGO</b>                   |         |  |
| MATERIAL                                                        |                         | COMMENTS:    |      |                                                                                              | SUB-SYSTEM <b>SUSPENSIONS</b>                 |         |  |
| FINISH                                                          |                         |              |      |                                                                                              | NEXT ASSY <b>MODE CLEANER SUSPENSION</b>      |         |  |
|                                                                 |                         |              |      |                                                                                              | PART NAME <b>MAGNET AND DUMBBELL ASSEMBLY</b> |         |  |
| SIZE <b>B</b>                                                   | DWG. NO. <b>D020661</b> | REV <b>A</b> |      |                                                                                              |                                               |         |  |
| SCALE:                                                          |                         |              |      | SHEET 1 OF 1                                                                                 |                                               |         |  |

8 7 6 5 4 3 2 1