

4

3

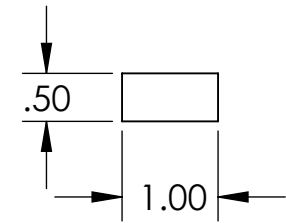
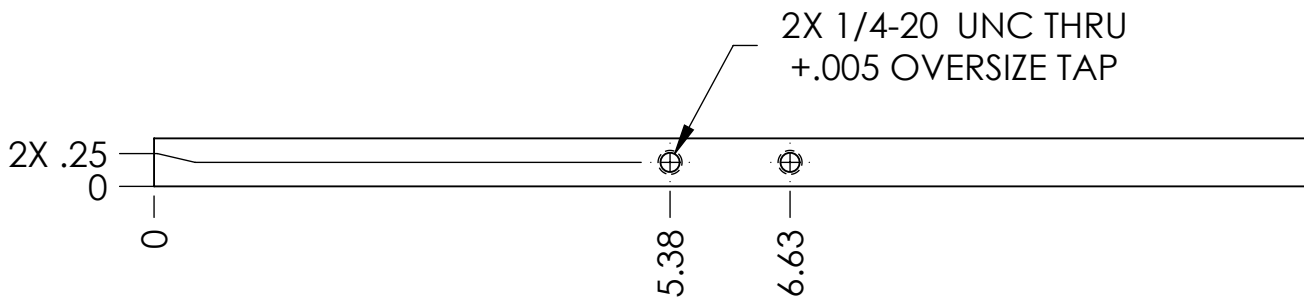
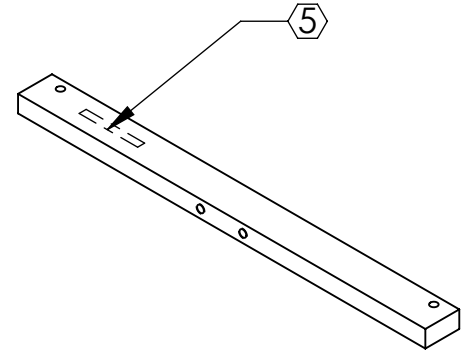
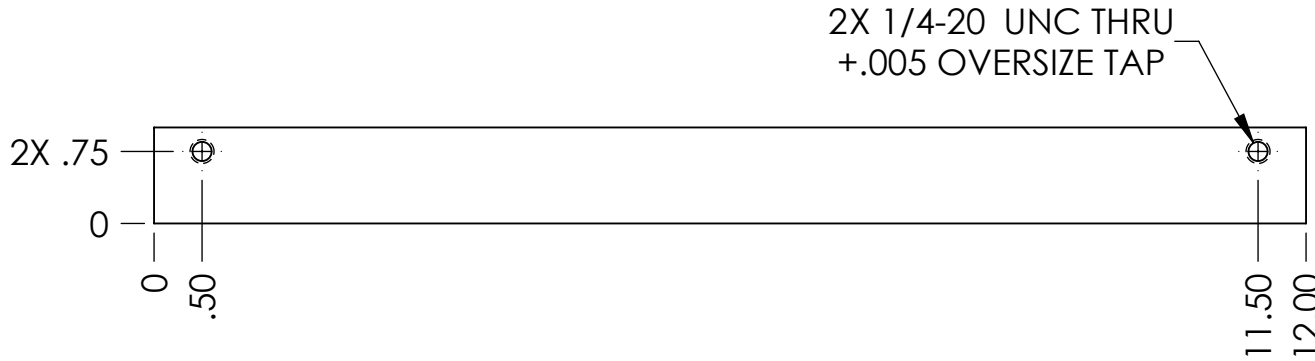
2

1

NOTES CONTINUED:

5 SCRIBE, ENGRAVE, OR MECHANICALLY STAMP (NO INKS OR DYES) DRAWING PART NUMBER AND REVISION ON NOTED SURFACE FOLLOWED ON THE NEXT LINE BY A THREE DIGIT SERIAL NUMBER. SERIAL NUMBERS START AT 001 FOR THE FIRST ARTICLE AND PROCEED CONSECUTIVELY. USE .07" HIGH CHARACTERS. EXAMPLE: DXXXXXX-VY, S/N 001. A VIBRATORY TOOL MAY BE USED.

| REV. | DATE        | DCN #    | DRAWING TREE # |
|------|-------------|----------|----------------|
| v1   | 19 AUG 2009 | E0900254 | -              |
| -    | -           | -        | -              |
| -    | -           | -        | -              |



NOTES AND TOLERANCES: (UNLESS OTHERWISE SPECIFIED)

DIMENSIONS ARE IN INCHES

TOLERANCES:  
.XX ± .01  
.XXX ± .005

ANGULAR ± 0.5°

1. INTERPRET DRAWING PER ASME Y14.5-1994.
2. REMOVE ALL SHARP EDGES, R.02 MIN.
3. DO NOT SCALE FROM DRAWING.
4. ALL MACHINING FLUIDS SHALL BE WATER SOLUBLE AND FREE OF SULFUR, CHLORINE AND SILICONE, SUCH AS CINCINNATI MILACRON'S CIMTECH 410.

**MATERIAL** 6061-T6 Al **FINISH** 63 μinch

**LIGO** CALIFORNIA INSTITUTE OF TECHNOLOGY  
MASSACHUSETTS INSTITUTE OF TECHNOLOGY

SYSTEM **ADVANCED LIGO** SUB-SYSTEM **FMP**

NEXT ASSY **D0901576**

**PART NAME** FOIL HOLDER BASE PLATE

|                          |             |                      |                 |                   |
|--------------------------|-------------|----------------------|-----------------|-------------------|
| <b>DESIGNER</b> M. MEYER | 03 AUG 2009 | <b>SIZE</b> DWG. NO. | <b>D0901572</b> | <b>REV.</b><br>v1 |
| <b>DRAFTER</b> W. RASCH  | 07 AUG 2009 | <b>A</b>             |                 |                   |
| <b>CHECKER</b> M. MEYER  | 11 AUG 2009 |                      |                 |                   |
| <b>APPROVAL</b>          |             |                      |                 |                   |

SCALE: NFS PROJECTION: SHEET 1 OF 1

4

3

2

1