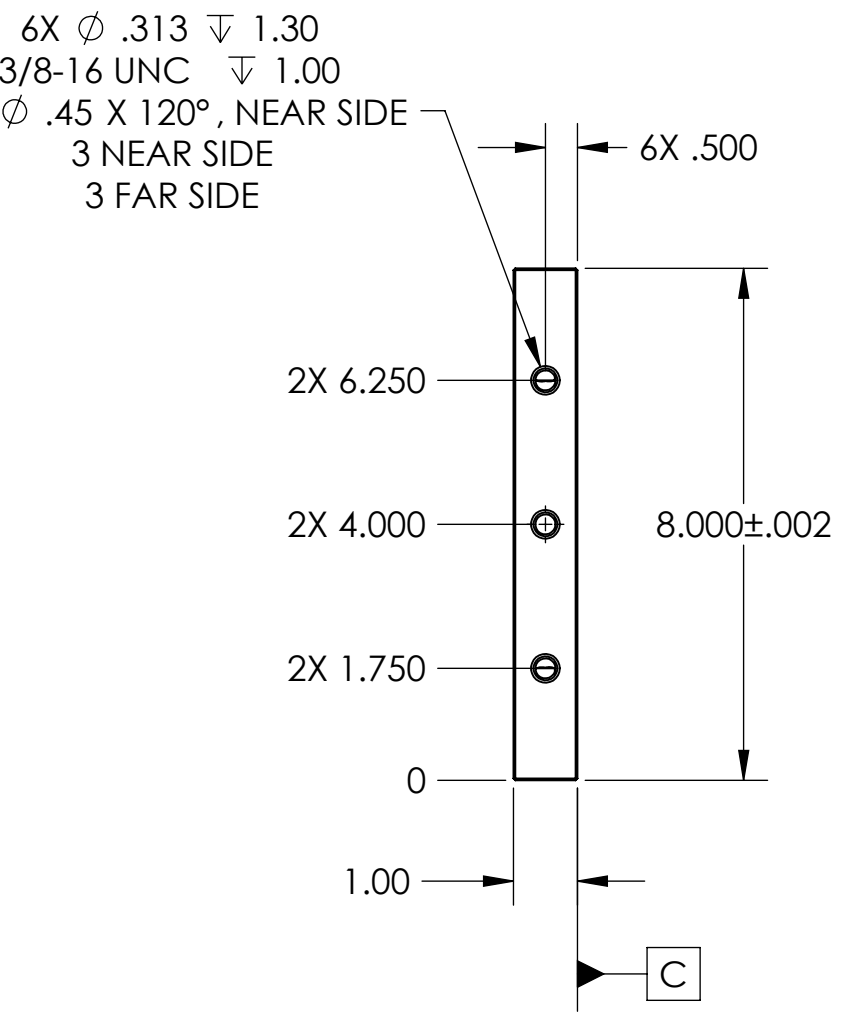
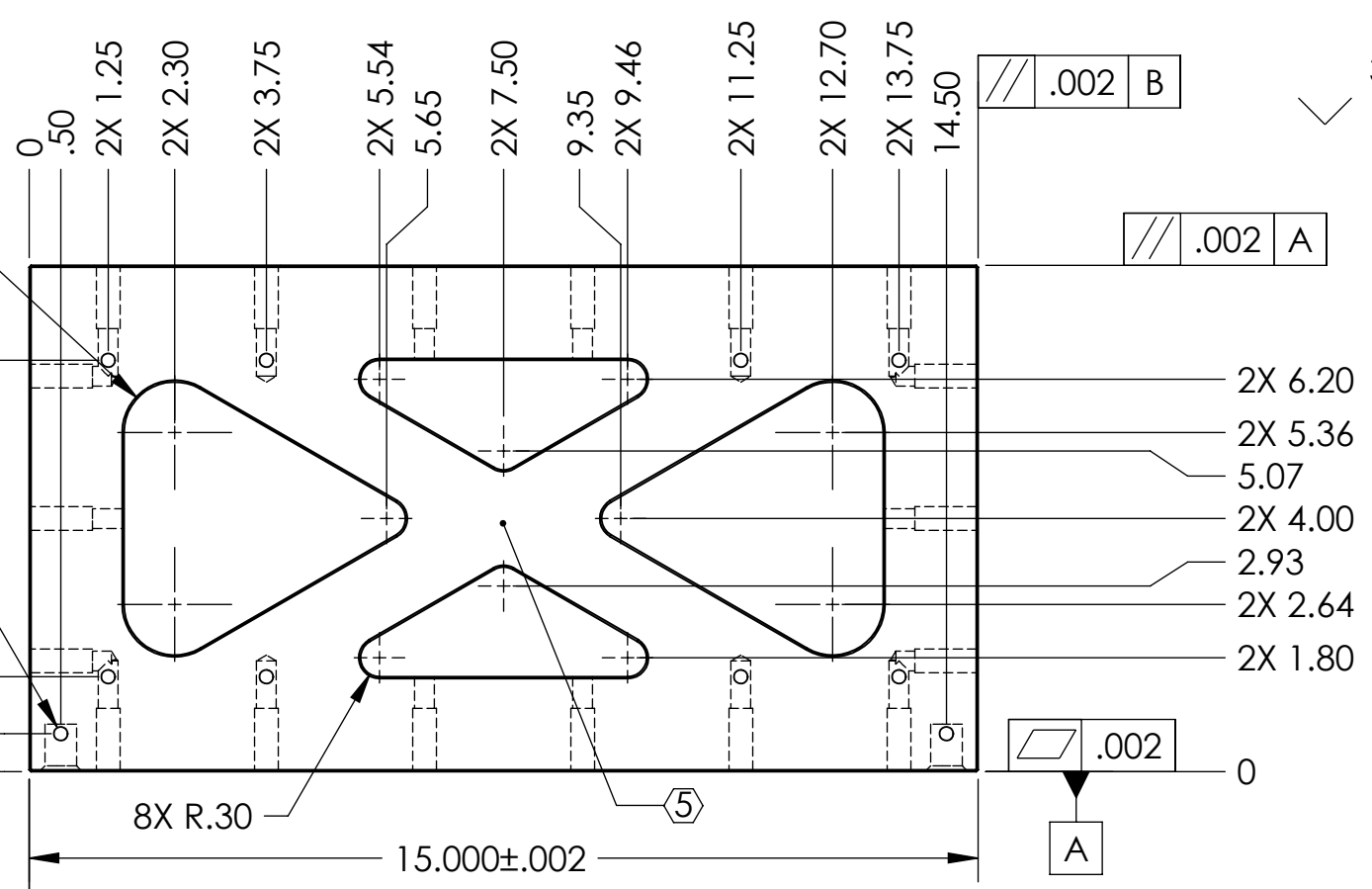
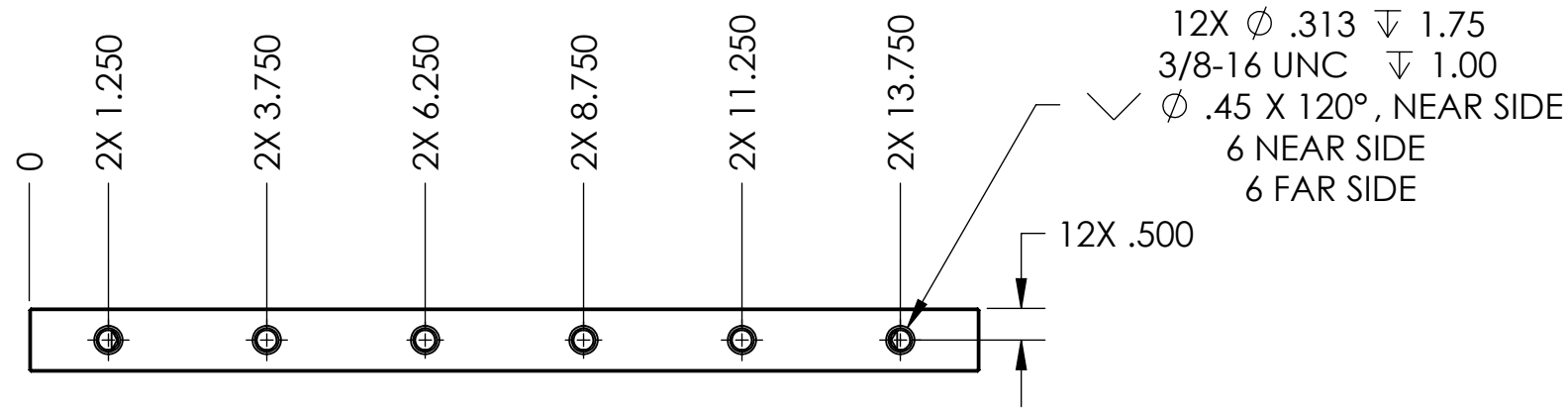


NOTES CONTINUED:

- 5. SCRIBE, ENGRAVE, OR MECHANICALLY STAMP (NO INKS OR DYES) DRAWING PART NUMBER AND REVISION ON NOTED SURFACE FOLLOWED ON THE NEXT LINE BY A THREE DIGIT SERIAL NUMBER. SERIAL NUMBERS START AT 001 FOR THE FIRST ARTICLE AND PROCEED CONSECUTIVELY. USE .07 HIGH CHARACTERS. EXAMPLE DXXXXXX-VY, S/N 001. A VIBRATORY TOOL MAY BE USED.
- 6. APPROXIMATE WEIGHT = 8.0 LB.
- 7. A TRUE POSITION TOLERANCE OF $\phi .010$ IS THE SAME AS A CONVENTIONAL TOLERANCE OF $\pm .005$.
- 8. MACHINE ALL SURFACES TO REMOVE OXIDES AND MILL FINISH. USE OF ABRASIVE REMOVAL TECHNIQUES IS NOT ALLOWED.
- 9. A PITCH DIAMETER LIMIT OF H11 APPLIES TO ALL THREADED HOLES.
- 10. ALL PARTS SHALL BE MANUFACTURED IN ACCORDANCE WITH LIGO SPECIFICATION E0900364.

REV.	DATE	DCN #	DRAWING TREE #
v1	12 Mar. 2010	E1000020	E1000025



2X $\phi .3757^{+.0008}_{-.0000}$ $\nabla .75$ SLOT
 BREAK EDGE .09 X 45°

$\phi .002$	(M)	A	B	C
-------------	-----	---	---	---

NOTES AND TOLERANCES: (UNLESS OTHERWISE SPECIFIED)

- INTERPRET DRAWING PER ASME Y14.5-1994.
- BREAK ALL EDGES AND CORNERS .03 X 45°.
- DO NOT SCALE FROM DRAWING.
- ALL MACHINING FLUIDS MUST BE FULLY SYNTHETIC, FULLY WATER SOLUBLE AND FREE OF SULFUR, SILICONE, AND CHLORINE.

DIMENSIONS ARE IN INCHES

TOLERANCES:
 .XX ± .015
 .XXX ± .005

ANGULAR ± 0.5°

MATERIAL: 6061-T6 Al

FINISH: 63 μ inch

CALIFORNIA INSTITUTE OF TECHNOLOGY MASSACHUSETTS INSTITUTE OF TECHNOLOGY		PART NAME	
ADVANCED LIGO		Tangential Wall, aLIGO BSC ISI	
DESIGNER	A.STEIN	11 Jan. 2010	SIZE DWG. NO.
DRAFTER	M.HILLARD	11 Jan. 2010	B
CHECKER	F.MATICHERD	11 Jan. 2010	D0901523
APPROVAL	K.MASON	11 Jan. 2010	REV. v1
NEXT ASSY: D0901181		SCALE: 1:3	PROJECTION:
		SHEET 1 OF 1	

D0901523_Tangential_Wall-BSC_ISI, PART PDM REV: X-013, DRAWING PDM REV: X-007