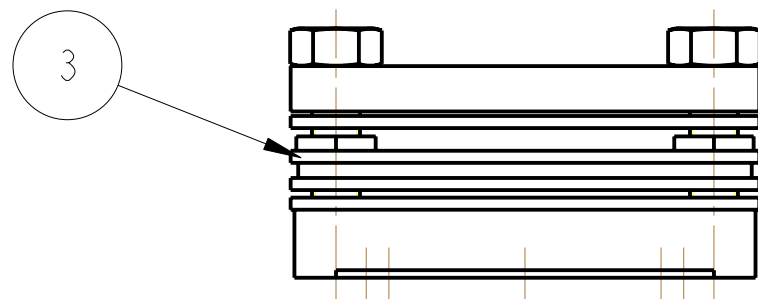
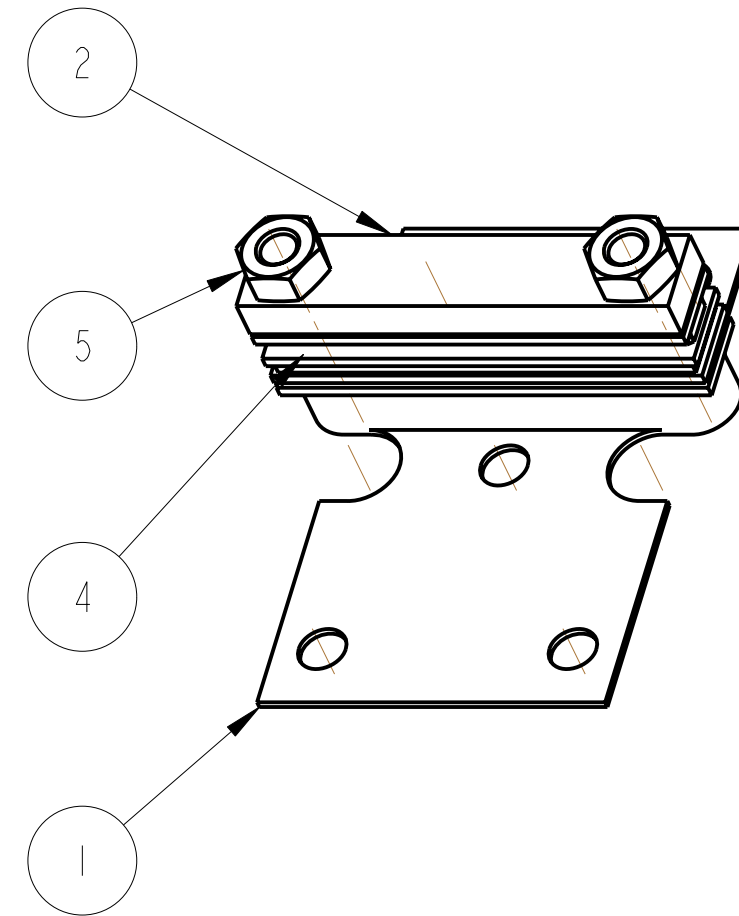
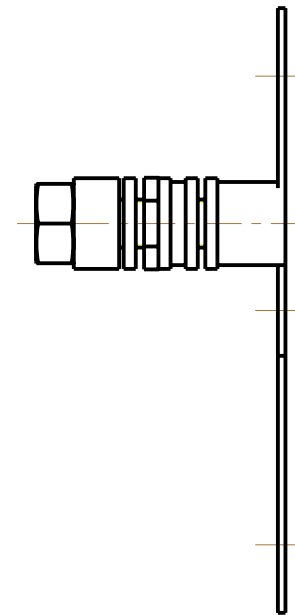
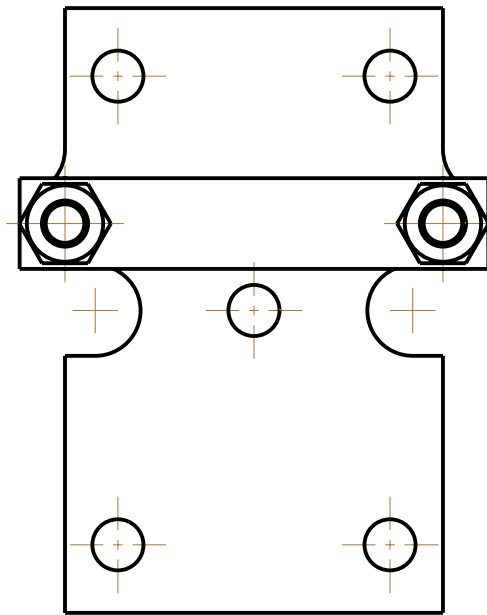


REV.	DATE	DCN #	DRAWING TREE #



ITEM	QTY	SPARE	TOTAL	PART NUMBER	DESCRIPTION	MATERIALS
1	1			D070220	UIM MASS TOP WIRE CLAMP; .	AL ALLOY: 5083 OR SIMILAR
2	1			D070226	CABLE CLAMP JAW; .	AL ALLOY: 5083 OR SIMILAR
3	1			D1001512	FLOUREL CABLE CLAMP PADS; .	-----: AS DRW
4	2				1/4" 20 UNC X 1" CAP HEAD; .	
5	2				1/4 20 UNC NUT; .	

PARTS LIST

NOTES: (UNLESS OTHERWISE SPECIFIED)

- REMOVE ALL SHARP EDGES, R.02 MIN.
- DO NOT SCALE FROM DRAWING.
- ALL MACHINING FLUIDS SHALL BE WATER SOLUBLE AND FREE OF SULFUR, CHLORINE AND SILICONE, SUCH AS CINCINNATI MILACRON'S CIMTECH 410 (STAINLESS STEEL)
- SCRIBE, ENGRAVE OR STAMP DRAWING PART NUMBER ON NOTED SURFACE OF PART AND A THREE DIGIT SERIAL NUMBER. SERIAL NUMBERS START AT 001 FOR THE FIRST PART AND PROCEED CONSECUTIVELY. USE .07" HIGH CHARACTERS. EXAMPLE: D020188- 001. A VIBRATORY TOOL MAY BE USED.

DIMENSIONS ARE IN mm [INCHES]	
TOLERANCES:	
X.XX ±N/A mm	
ANGULAR ±N/A °	
MATERIAL:	AS DRW
FINISH:	-----
√μm [μin]	Ra = AS DRW
DRAWN	I WILMUT 14/Jun/07
CHECKED	MB 15/MAR/10
APPROVED	JOD 15/MAR/10

SYSTEM	aLIGO
SUB-SYSTEM	SUS
NEXT ASSY	QUAD WIREING HARNESS
PART NAME	UIM MASS TOP WIRE CLAMP

SIZE	B
DRG. NO.	D070221
REV	B.
SCALE	1:1
PROJECTION	1st Angle
SHEET	1 OF 1