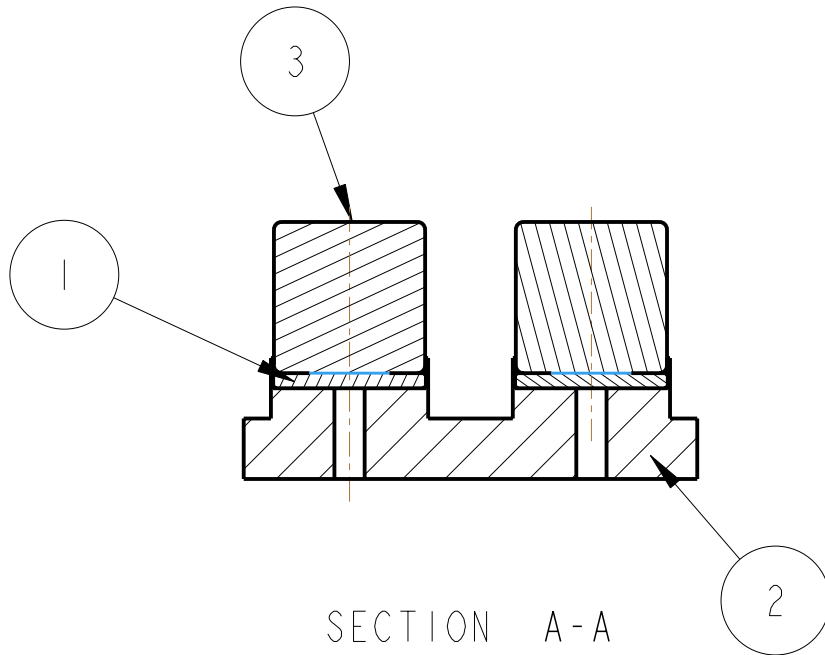
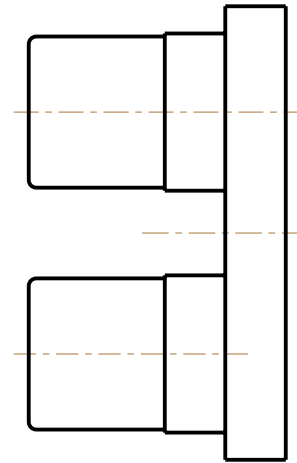
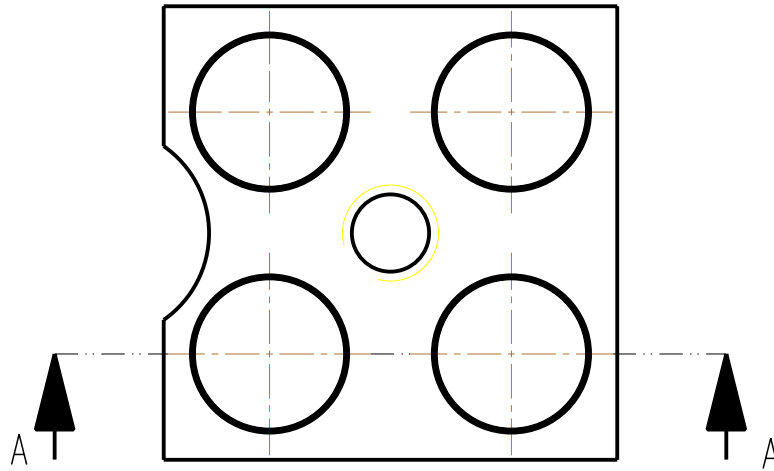


REV.	DATE	DCN #	DRAWING TREE #
A	9/OCT/06	E060248	.
B	17/DEC/07	E060248-B	.



SECTION A-A

ITEM	QTY	SPARE	TOTAL	PART NUMBER	DESCRIPTION	MATERIALS
1	4			D060401	MAGNETIC PLUG; .	STAINLESS STEEL: 416
2	1			D060408	ECD MAGNET MOUNT PLATE; OSEM MAGNET ASSEMBLY	AL ALLOY: 6061 OR 5083
3	4			D0901344	10MM DIA X 10MM MAGNET; .	AS PAR SPEC: -----
PARTS LIST						

NOTES: (UNLESS OTHERWISE SPECIFIED)

- REMOVE ALL SHARP EDGES, R.02 MIN.
- DO NOT SCALE FROM DRAWING.
- ALL MACHINING FLUIDS SHALL BE WATER SOLUBLE AND FREE OF SULFUR, CHLORINE AND SILICONE, SUCH AS CINCINNATI MILACRON'S CIMTECH 410 (STAINLESS STEEL)
- SCRIBE, ENGRAVE OR STAMP DRAWING PARTNUMBER ON NOTED SURFACE OF PART AND A THREE DIGIT SERIAL NUMBER. SERIAL NUMBERS START AT 001 FOR THE FIRST PART AND PROCEED CONSECUTIVELY. USE .07" HIGH CHARACTERS. EXAMPLE: D020188- 001. A VIBRATORY TOOL MAY BE USED.

DIMENSIONS ARE IN mm [INCHES]  
TOLERANCES:  
X.XX ±0.2 mm  
ANGULAR ±0.25°

MATERIAL: SEE ITEMS LIST

FINISH: CLEAN  
√μm [μin] Ra = -----

	NAME	DATE
DRAWN	J O'DELL	10/AUG/06
CHECKED	MB	15/MAR/10
APPROVED	JOD	15/MAR/10

**LIGO** CALIFORNIA INSTITUTE OF TECHNOLOGY  
MASSACHUSETTS INSTITUTE OF TECHNOLOGY  
IGR, GLASGOW UNIVERSITY GEO 600 GROUP  
RUTHERFORD APPLETON LABORATORIES

SYSTEM **aLIGO**

SUB-SYSTEM **SUS**

NEXT ASSY **TOP MASS QUAD**

PART NAME **OSEM MAGNET ASSEMBLY**

SIZE **A** DRG. NO. **D060410** REV **H.**

SCALE 2:1 PROJECTION: SHEET 1 OF 1