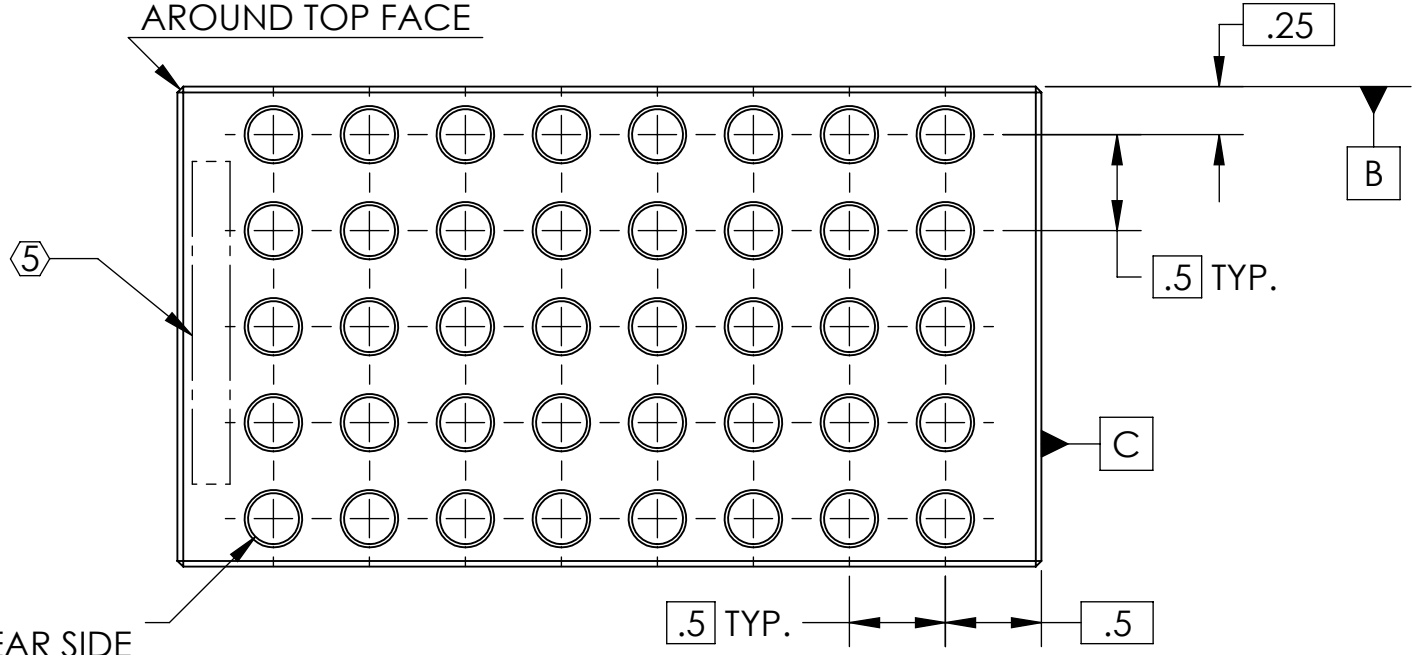


**NOTES CONTINUED:**  
 5. SCRIBE, ENGRAVE, OR MECHANICALLY STAMP (NO INKS OR DYES) DRAWING PART NUMBER AND REVISION ON NOTED SURFACE FOLLOWED ON THE NEXT LINE BY A THREE DIGIT SERIAL NUMBER. SERIAL NUMBERS START AT 001 FOR THE FIRST ARTICLE AND PROCEED CONSECUTIVELY. USE .07" HIGH CHARACTERS. EXAMPLE: DXXXXXX-VY, S/N 001. A VIBRATORY TOOL MAY BE USED.

**POST-MANUFACTURING NOTES:**  
 P1. CLEAN TO LIGO STANDARDS, CLASS A (PER E0900047 AND E960022).

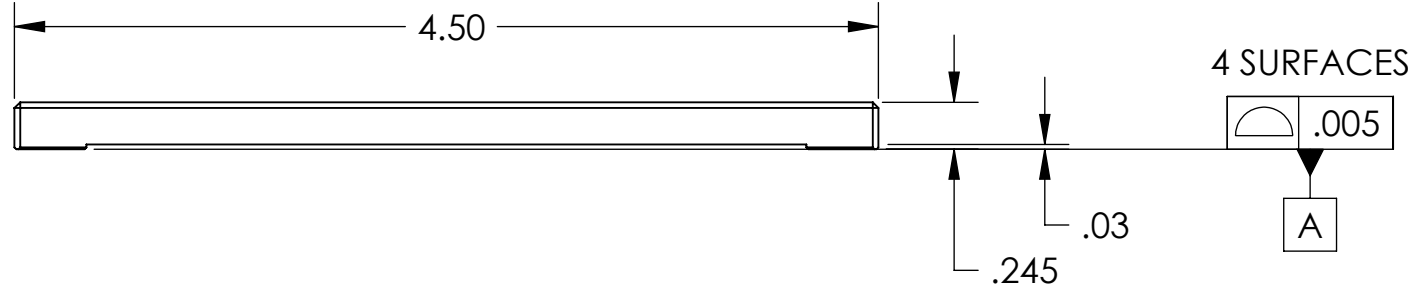
REV.	DATE	DCN #	DRAWING TREE #
V2	01 May 2009	-	-
-	-	-	-
-	-	-	-

.030 X 45°  
 AROUND TOP FACE



40X  $\phi$  .266 THRU  
 $\checkmark$   $\phi$  .30 X 82°, NEAR SIDE  

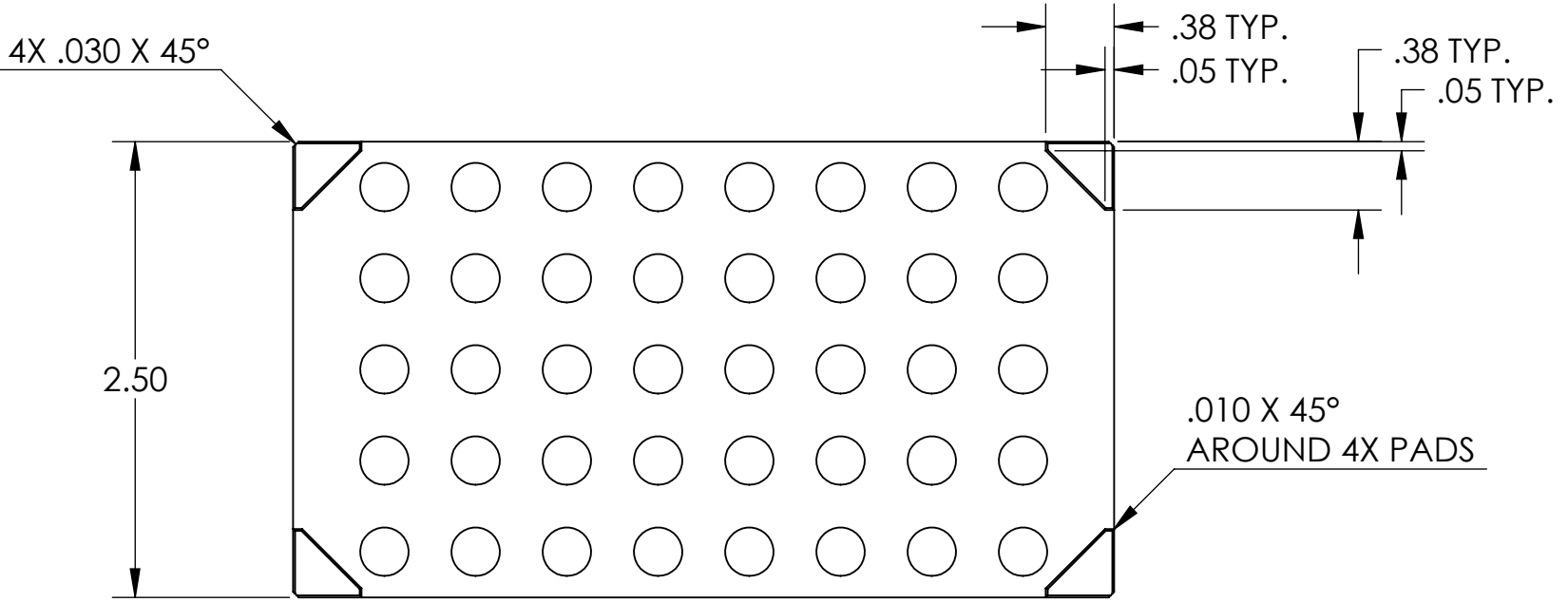
$\phi$ .008 (M)	A	B	C
-----------------	---	---	---



4 SURFACES  


$\phi$ .005
-------------

  
 A



Mass = 0.26 lbs

NOTES AND TOLERANCES: (UNLESS OTHERWISE SPECIFIED)				LIGO CALIFORNIA INSTITUTE OF TECHNOLOGY MASSACHUSETTS INSTITUTE OF TECHNOLOGY		PART NAME	
DIMENSIONS ARE IN INCHES TOLERANCES: .XX ± .015 .XXX ± .005 ANGULAR ± 0.5°				1. INTERPRET DRAWING PER ASME Y14.5-1994. 2. REMOVE ALL SHARP EDGES, R.02 MIN. 3. DO NOT SCALE FROM DRAWING. 4. ALL MACHINING FLUIDS SHALL BE WATER SOLUBLE AND FREE OF SULFUR, CHLORINE AND SILICONE, SUCH AS CINCINNATI MILACRON'S CIMTECH 410.		HAM Trim Mass, Small	
MATERIAL		FINISH		NEXT ASSY		DESIGNER: D. Clark, 17 Dec 2007 DRAFTER: A. Stein, 01 May 2009 CHECKER: APPROVAL: A. Stein, 01 May 2009	
304 SS		63 $\mu$ inch		D0900124		SIZE DWG. NO. B D080002 REV. v2	
				SCALE: 1:1		PROJECTION:  SHEET 1 OF 1	



D080002\_HAM\_Trim\_Mass\_Small, PART PDM REV: X-001, DRAWING PDM REV: X-000