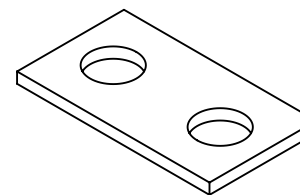
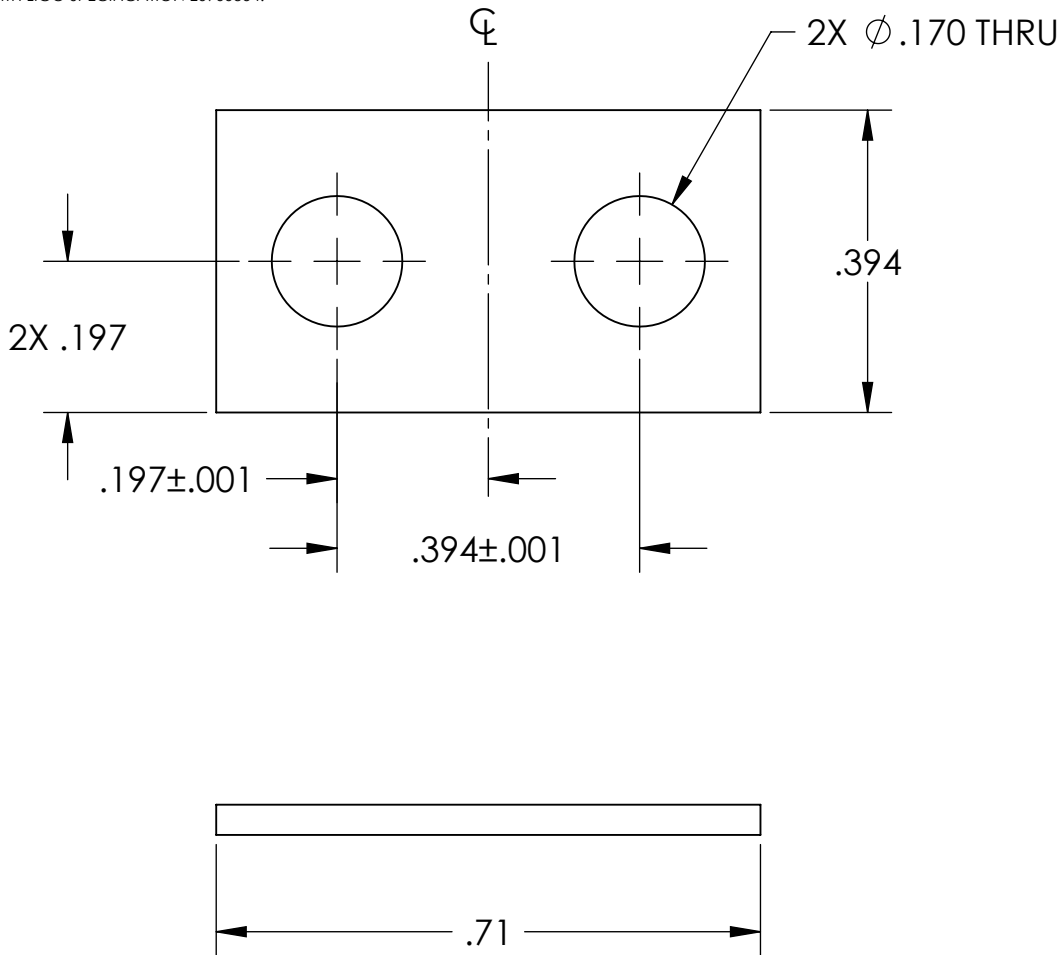


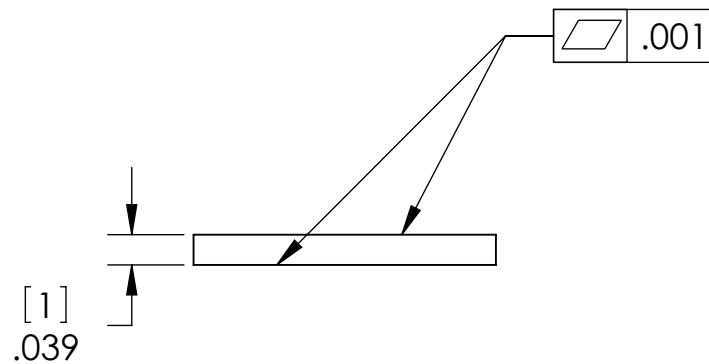
NOTES CONTINUED:

- 5. SCRIBE, ENGRAVE, OR MECHANICALLY STAMP (NO DYES OR INKS) A UNIQUE THREE DIGIT SERIAL NUMBER & REVISION NUMBER ON EACH PART. SERIAL NUMBERS START AT 101 FOR THE FIRST ARTICLE AND PROCEED CONSECUTIVELY. BAG AND TAG PARTS WITH THEIR DRAWING PART NUMBER, REVISION, VARIANT OR "TYPE" (IF APPLICABLE), AND QUANTITY. IF PARTS ARE TOO SMALL TO SCRIBE, BAGGING AND TAGGING ALONE IS SUFFICIENT.  
EXAMPLE (TAG): DXXXXXX-vY, TYPE-XX, QTY: TBD
- 6. APPROXIMATE WEIGHT = 0.003 LB.
- 7. MACHINE ALL SURFACES TO REMOVE OXIDES AND MILL FINISH. USE OF ABRASIVE REMOVAL TECHNIQUES IS NOT ALLOWED.
- 8. ALL PARTS SHALL BE MANUFACTURED IN ACCORDANCE WITH LIGO SPECIFICATION E0900364.

REV.	DATE	DCN #	DRAWING TREE #
A	24 JUN 2004	E040303-00	-
v1	21 APR 2009	E0900107-v1	-
v2	25 JUN 2010	E0900424	E0900353



ISOMETRIC VIEW



NOTES AND TOLERANCES: (UNLESS OTHERWISE SPECIFIED)

DIMENSIONS ARE IN INCHES

TOLERANCES:  
.XX ± .03  
.XXX ± .005

ANGULAR ± 0.2°

- 1. INTERPRET DRAWING PER ASME Y14.5-1994.
- 2. REMOVE ALL SHARP EDGES, R.02 MIN.
- 3. DO NOT SCALE FROM DRAWING.
- 4. ALL MACHINING FLUIDS MUST BE FULLY SYNTHETIC, FULLY WATER SOLUBLE AND FREE OF SULFUR, SILICONE, AND CHLORINE.

MATERIAL 304, 316 OR 302 SSSL FINISH 32 μinch

**LIGO** CALIFORNIA INSTITUTE OF TECHNOLOGY  
MASSACHUSETTS INSTITUTE OF TECHNOLOGY

SYSTEM **ADVANCED LIGO** SUB-SYSTEM **SUS**

NEXT ASSY **D020677**

PART NAME			DESIGNER		CIT/RJ		01 MAY 2002		SIZE DWG. NO.		REV.	
<b>LOWER BLADE CLAMP SHIM 1MM</b>			B. MOORE		01 JUN 2010		A		<b>D020682</b>		v2	
CHECKER			M. MEYER		01 JUN 2010		SCALE: 4:1		PROJECTION:		SHEET 1 OF 1	
APPROVAL												