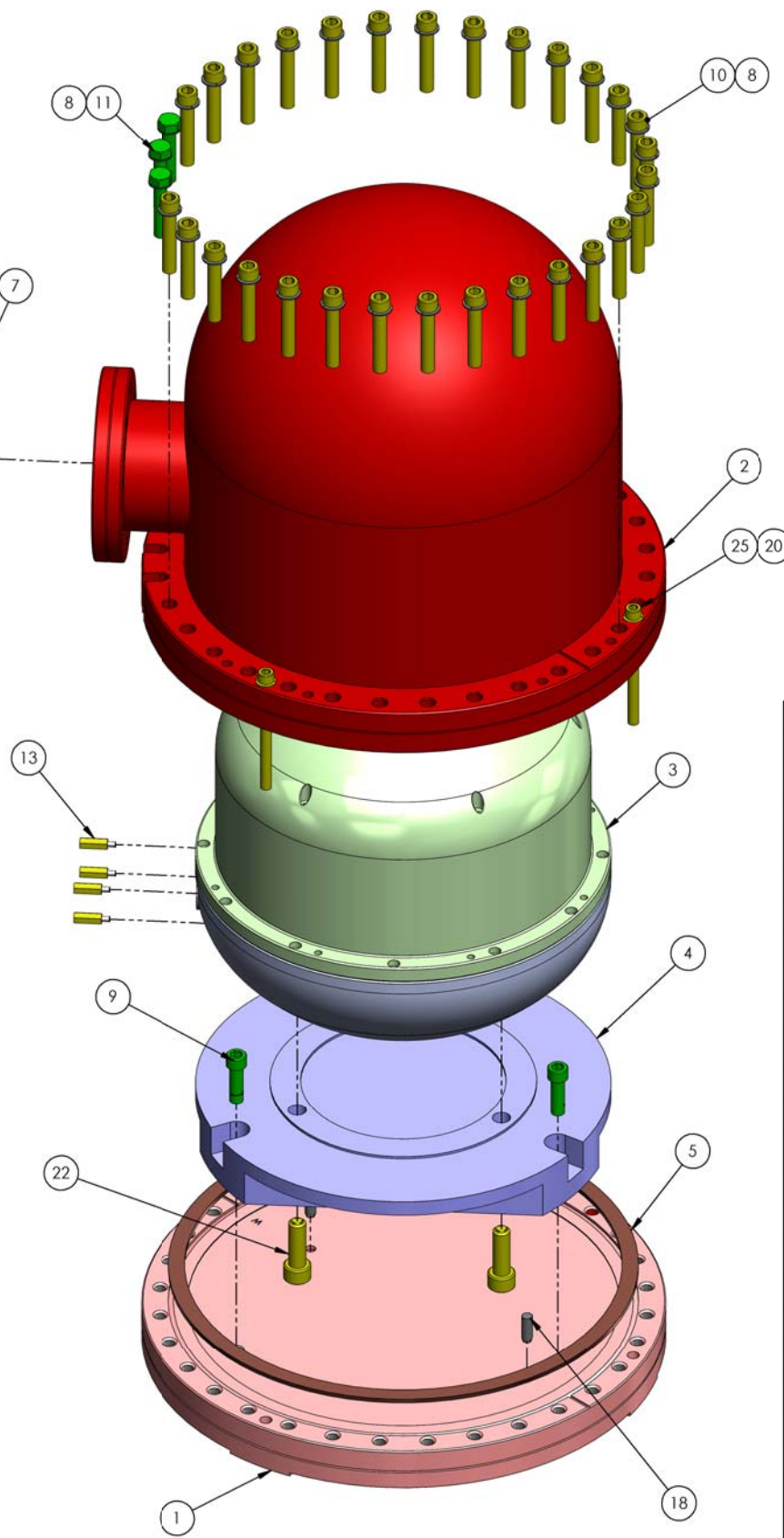
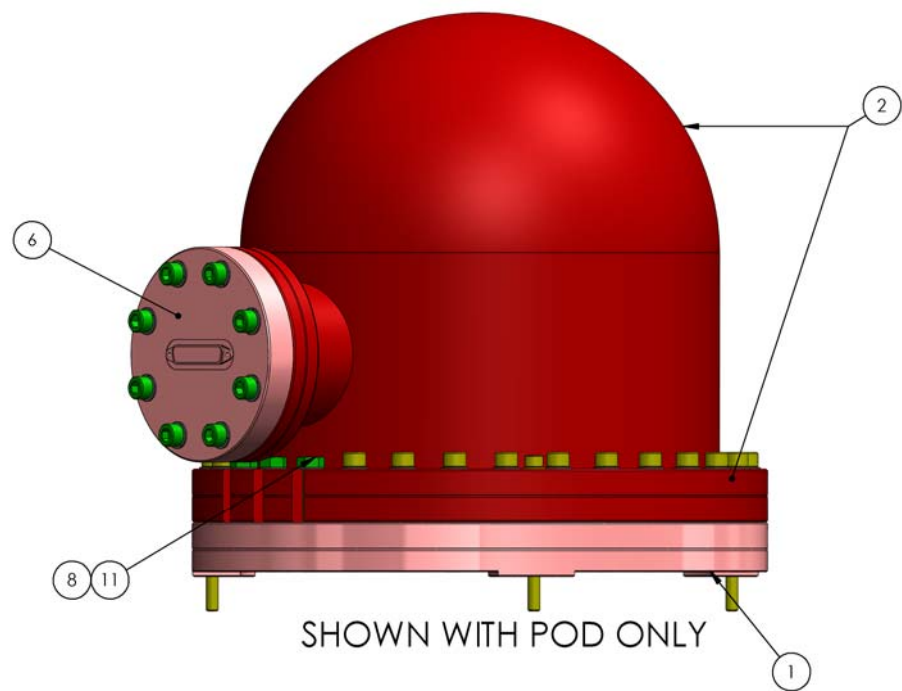


REV.	DATE	DCN #	DRAWING TREE #
v1	26 JAN 2010	E0900443-X0	E1000025
v2	22 MAR 2010	E0900443-V1	E1000025
v3	10 AUG 2010	E1000302	E1000025

NOTES CONTINUED:

- REFER TO LIGO DOC T0900593 FOR DETAILED INSTRUCTION OF THE POD ASSEMBLY PROCEDURE. INSTRUCTIONS AND PROCEDURES MUST BE CAREFULLY FOLLOWED.
- REFER TO LIGO DOC E0900357 FOR THE INSTALLATION PROCEDURE OF THE POD ON THE BSC ISI.
- VENDOR REFERENCES ARE PROVIDED AS EXAMPLES OF PARTS MEETING ALL REQUIRED SPECIFICATIONS. EQUIVALENTS ARE ALWAYS ACCEPTABLE UNLESS OTHERWISE SPECIFIED.
- ELECTRONIC COMPONENTS IN MODELS AND BOMS ARE FOR LAYOUT AND ASSEMBLY PURPOSES ONLY AND NOT TO BE USED FOR PURCHASING.
- REFER TO EACH INDIVIDUAL PART DRAWINGS FOR LIGO MACHINING AND WELDING SPECIFICATIONS.

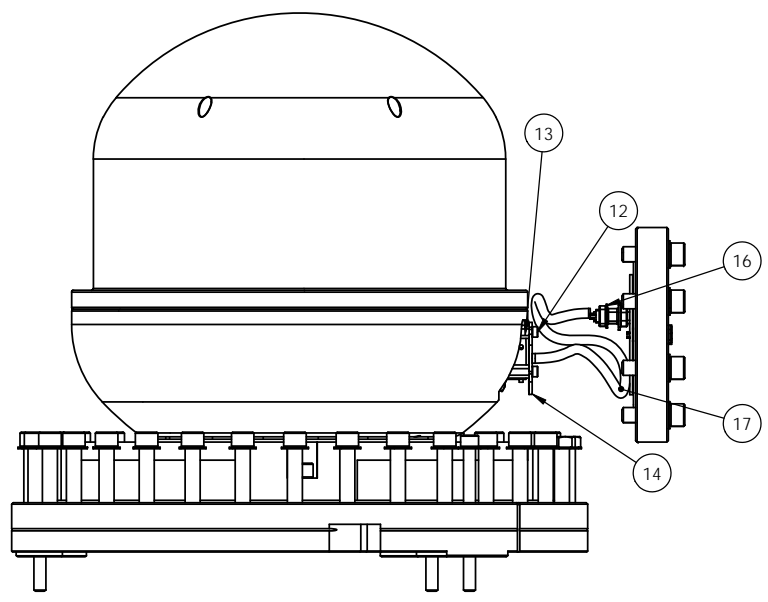
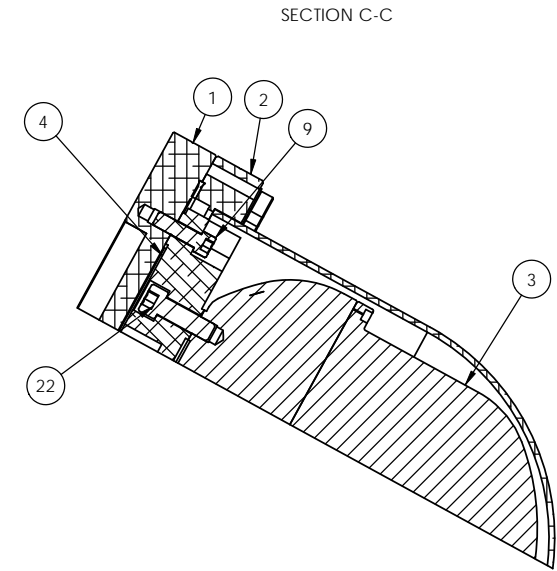
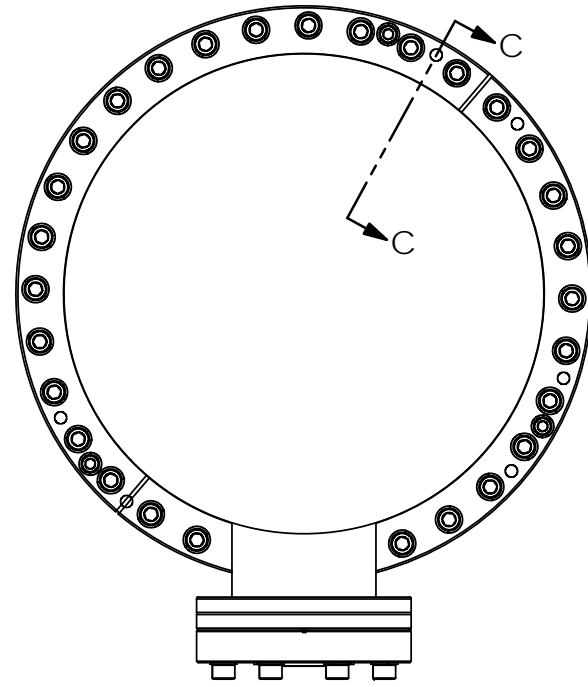


ITEM NO.	PART NUMBER	DESCRIPTION	MATERIAL	As Mounted Stage 1/QTY	1: POD Only/QTY.	3: Setup for Loading into Stage 1/QTY.
25	McMaster_92196A333	Screw SHCS 1/4-28 x 3" lg 1" min thread	18-8 SSSL	3	3	-
24	McMaster_90289A716	Shoulder Screw 1/2" OD x 1 1/2lg, 3/8-16 thd	18-8 SSSL	1	-	-
23	D0901819	Trillium Pod Locating Eccentric	304 SSSL	1	-	-
22	McMaster_91292A159	Screw SHCS M10 x 1.5 x 30mm lg	18-8 SSSL	3	3	3
21	D0902547	Trillium Pod, Loading, Slider Foot, Assem	N/A	-	-	3
20	UC_COMPONENTS_WFV-25	Vented Washer, .255 ID X .468 OD X .032 THK #1/4	18-8 SSSL	3	3	6
19	UC Components_C-2024-A	SHCS, 1/4"-20 x 1.5 lg. Ag plated	18-8 SSSL	-	-	6
18	McMaster_90145A539	Dowel Pin 1/4" (.2501) x 5/8" L 18.8 SST	18-8 Stainless	2	2	2
17	N/A	Wire	PVC Rigid	1	1	1
16	N/A	Connector D-Sub 25 pin	N/A	1	1	1
15	N/A	Trillium Flange PCB Assy	N/A	1	1	1
14	N/A	Trillium Custom Interface Circuit Board	N/A	1	1	1
13	McMaster_93655A710	Standoff, Male/Female Hex, M3 x 16mm	18-8 SSSL	4	4	4
12	McMaster_91292A110	M3x5 SCHS 18.8 SST	18-8 SSSL	4	4	4
11	U-C Components_H-3124-NA	SCREW, HEX HEAD, 5/16-18 UNC-2A X 1.5 LONG (OR EQUIVALENT 12 PT SCREW)	18-8 SSSL	3	3	3
10	U-C Components_C-3128-NA	Screw SHCS 5/16-24 UNF-2A x 1 3/4 lg Ag plated	18-8 SSSL	29	29	29
9	U-C Components_C-3116-NA	Screw shcs 5/16-24 UNF-2A X 1" lg Ag plated	Ag-PLATED 300 SSSL	11	11	11
8	UC_COMPONENTS_WFV-31	Washer Vented, .328 ID X .562 OD X .032 THK #5/16	18-8 SSSL	40	40	40
7	Nor-Ca_G-450	CF Flange Gasket 4.5" Nominal OD	COPPER	1	1	1
6	Accu-Glass_100220	25 Pin D-Type Feedthrough for a 4.5" CF Flange	AlSI 304	1	1	1
5	Nor-Ca_G-1200	CF Flange Gasket 12" Nominal OD	Copper	1	1	1
4	D0900651	Trillium Pod Interposer	6061-T6 Al	1	1	1
3	D0900647	Trillium 240 Seismometer	N/A	1	1	1
2	D0900649	Trillium 240 Pod Tophat	304 SSSL	1	1	1
1	D0900650	Trillium Pod Base Flange	304 SSSL	1	1	1

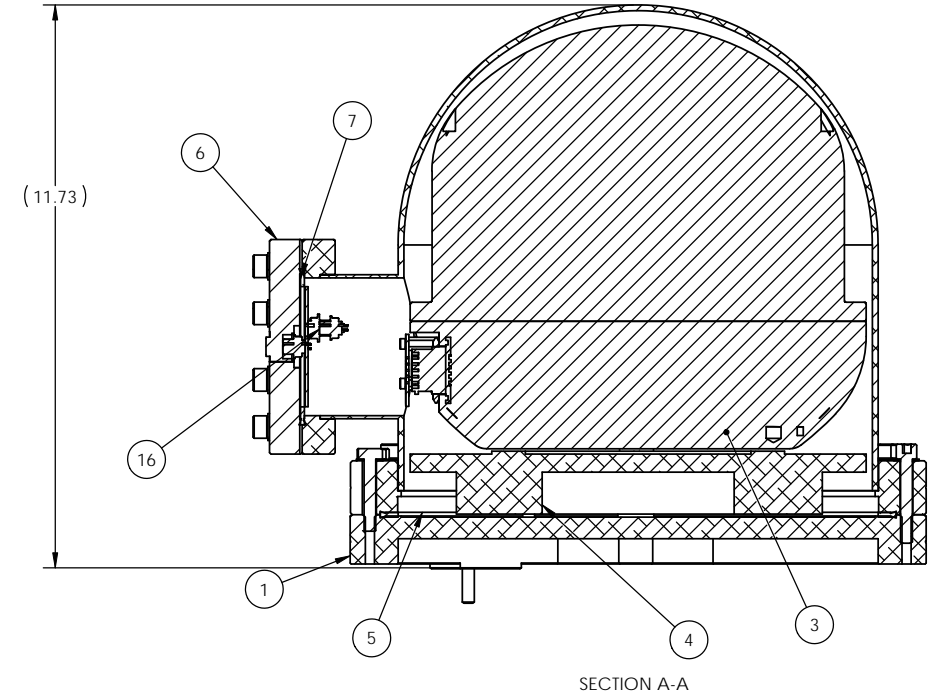
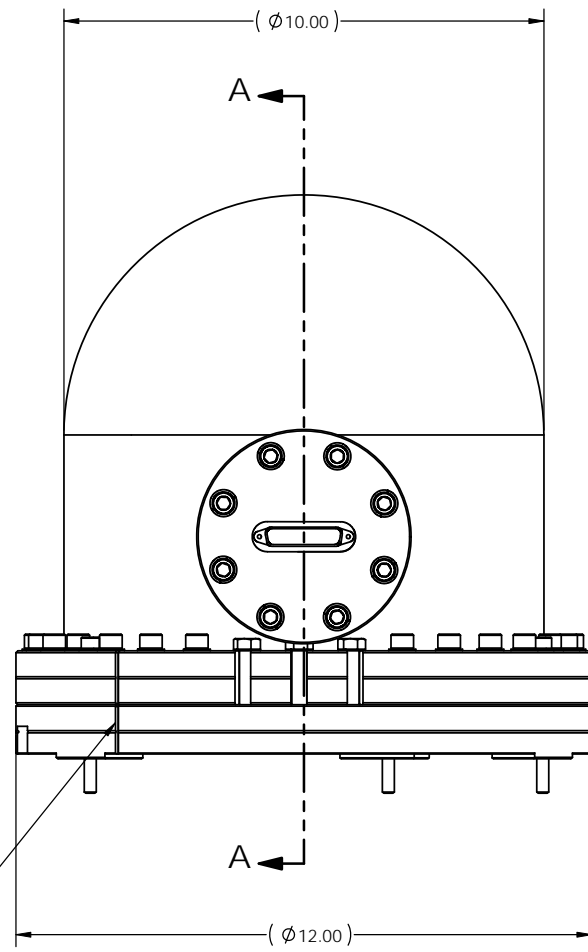
NOTES AND TOLERANCES: (UNLESS OTHERWISE SPECIFIED)	
DIMENSIONS ARE IN INCHES	
TOLERANCES: .XX ± n/a .XXX ± n/a	
ANGULAR ± n/a°	
MATERIAL	SEE BOM
FINISH	N/A
NEXT ASSY	D0901182

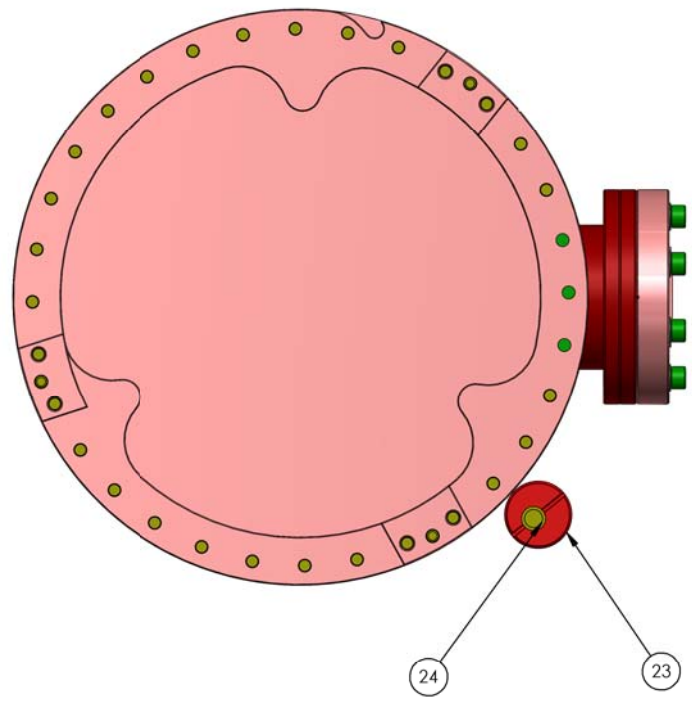
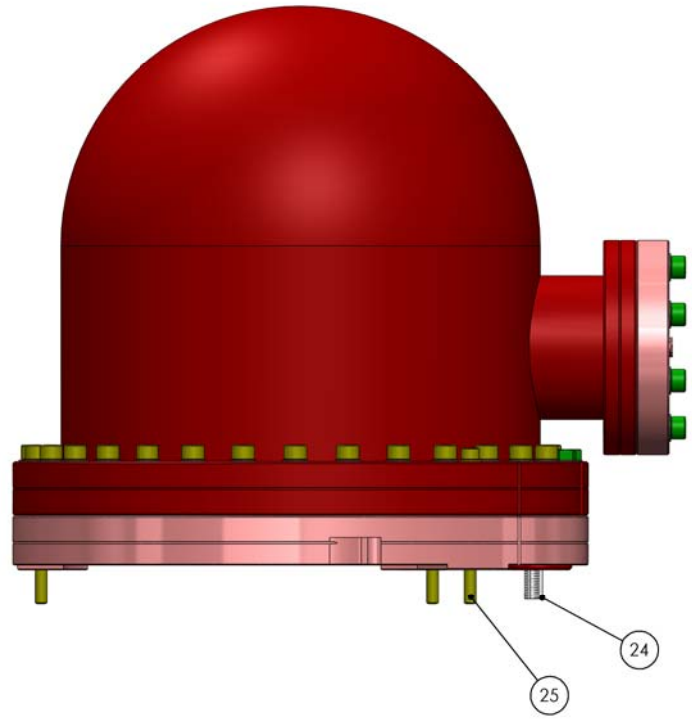
LIGO CALIFORNIA INSTITUTE OF TECHNOLOGY MASSACHUSETTS INSTITUTE OF TECHNOLOGY		PART NAME	
ADVANCED LIGO		Trillium Pod, aLIGO BSC ISI	
DESIGNER	S.BARNUM	DATE	2 Dec. 2009
DRAFTER	M.HILLARD	SIZE	D
CHECKER	F.MATICHARD	DWG. NO.	D0900648
APPROVAL	K.MASON	REV.	v3
SCALE	1:2	PROJECTION	
SHEET 1 OF 3			

D0900648_Trillium Pod aLIGO BSC ISI PART PDM REV: X-MR DRAWING PDM REV: X-011

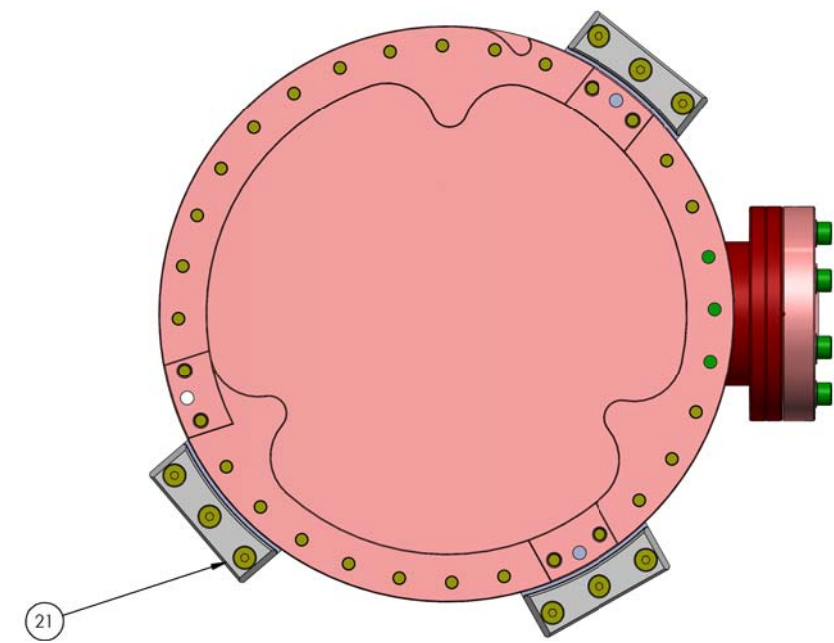
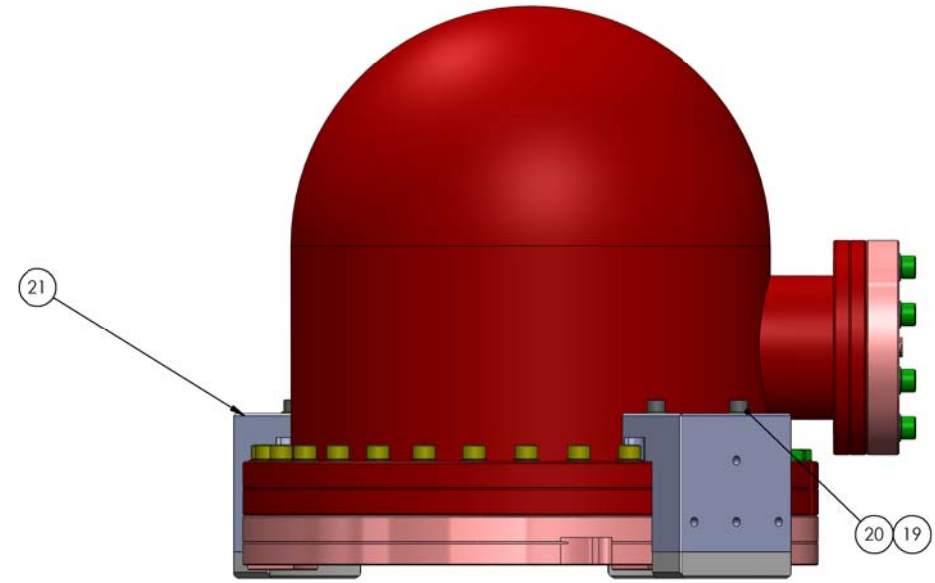


NOTE CLOCKING MARK LOCATION





AS MOUNTED STAGE ONE



SET UP FOR LOADING INTO STAGE 1

D0900648_illum Pod at LIGO BSC ISL PART PDM REV: X-MP DRAWING PDM REV: X-011