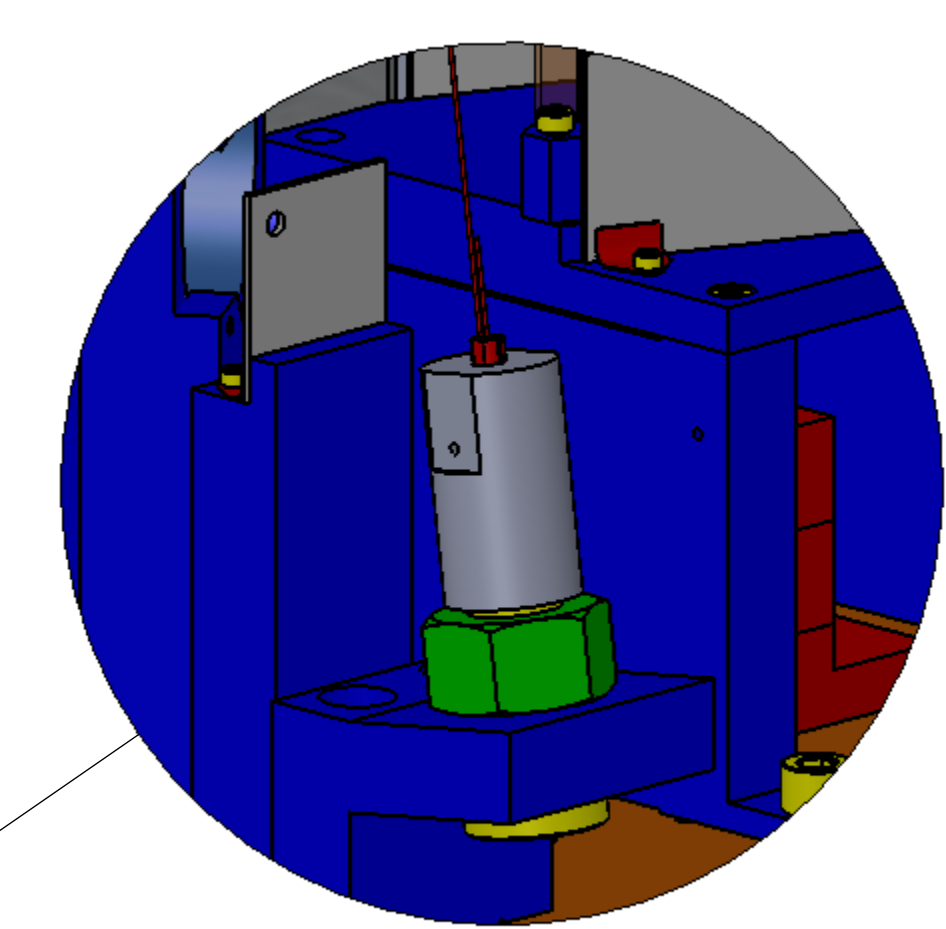
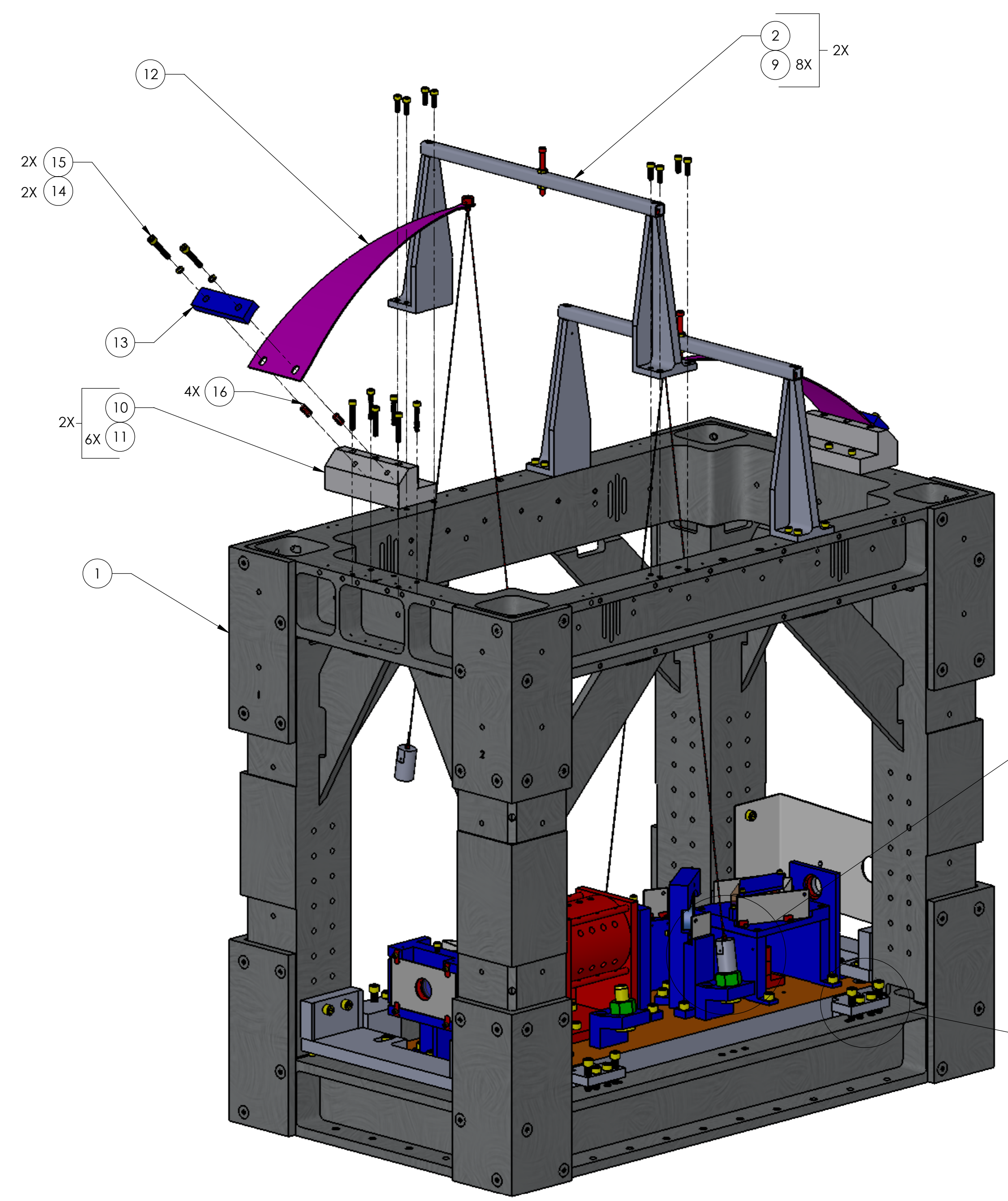
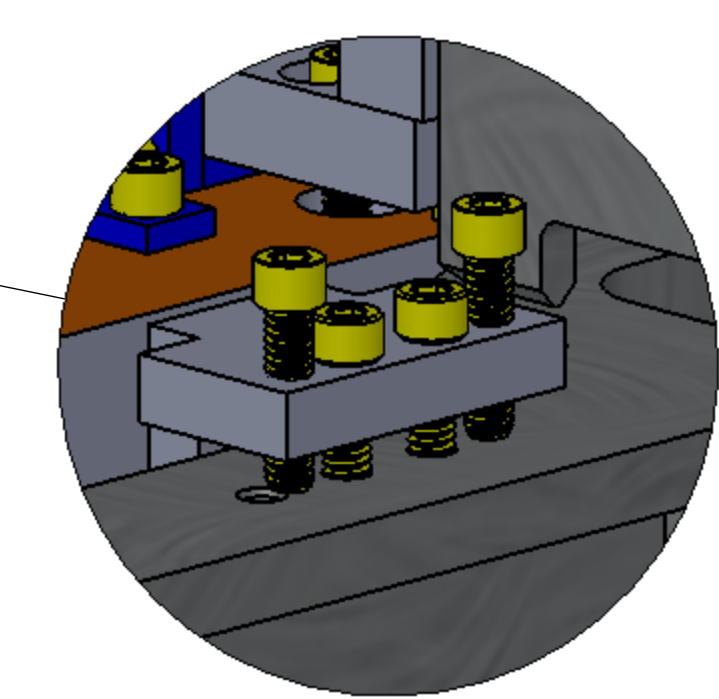


NOTES CONTINUED  
 5. ALL HELI-COIL INSERTS TO BE INSTALLED BY LIGO PERSONNEL AFTER DELIVERY OF FINISHED PARTS. USE NITRONIC 60 THREADED INSERTS.

REV.	DATE	DCN #	DRAWING TREE #
v1	07 OCT 2010	E1000563	
v2	08 JUE 2011	E1000563	-
v3	17 APR 2012	E1000563	-



4X DETAIL A  
SCALE 1 : 1



DETAIL E  
SCALE 1 : 1

ITEM NO.	PART NUMBER	DESCRIPTION	MATERIAL	Def quit /RE Q	SPARE	TOTAL
18	D090048	DAMPER HOLDER ASSEMBLY	--	1	0	
17	D0900623	FARADAY ISOLATOR TABLE ASSY	--	1	0	
16	1185-4EN500	#1/4-20 X .500 HELICOIL (Emhart P/N 1185-4EN500)	Nitronic 60	4	0	
15	93235A248	SHCS, .25-20 x 1.13 LG. 1808 SSSL, Vented		4	0	
14	-	WASHER, FLAT, #8 (NAS 620-C8 OR EQUIVALENT)	300 SSSL	4	0	
13	D0900566	UP BLADE CLAMP TOP	6061-T6 Al	2	0	
12	D0900586	UPPER WIRE ASSEMBLY	N/A	2	0	
11	92200A199	8-32 x 1, SHCS 300SSSL		12	0	
10	D0901514	BLADE CLAMP PLATFORM	6061-T6 Al	2	0	
9	92200A194	SCREW, SHC, 8-32 x 1/2, MS16995-26, MC #92200A194	300 SSSL	16	0	
8	92200A535	SCREW, SHC, 1/4-20 x 3/8, MS16995-47, MC #92200A535	300 SSSL	2	0	
7	92200A542	Screw, Socket Head Cap, 1/4-20 UNC-2A x 1.00 lg.	300 SSSL	8	0	
6	92200A540	SCREW, SHC, 1/4-20 x 3/4, MS16995-50, MC #92200A540	300 SSSL	8	0	
5	D0900170	EARTHQUAKE CROSSBAR ASSY	--	1	0	
4	D1002256	EARTHQUAKE CROSSBAR_IN ASSY	--	1	0	
3	D0902845	REFLECTION BAFFLE	A424 TYPE I, 18GA, SSSL	1	0	
2	D0900579	BLADE GUARD ASSY	--	2	0	
1	D0900655	STRUCTURAL WELDMENT ASSY, OMC	N/A	1	0	

NOTES AND TOLERANCES: (UNLESS OTHERWISE SPECIFIED)

- INTERPRET DRAWING PER ASME Y14.5-1994.
- REMOVE ALL SHARP EDGES, R.02 MIN.
- DO NOT SCALE FROM DRAWING.
- ALL MACHINING FLUIDS MUST BE FULLY SYNTHETIC, FULLY WATER SOLUBLE AND FREE OF SULFUR, SILICONE, AND CHLORINE.

DIMENSIONS ARE IN  
 TOLERANCES:  
 .XX ±  
 .XXX ±  
 ANGULAR ± °

MATERIAL: --  
 FINISH: -- μinch

**LIGO** CALIFORNIA INSTITUTE OF TECHNOLOGY  
 MASSACHUSETTS INSTITUTE OF TECHNOLOGY

SYSTEM: ADVANCED LIGO  
 SUB-SYSTEM: AOS  
 NEXT ASSY:

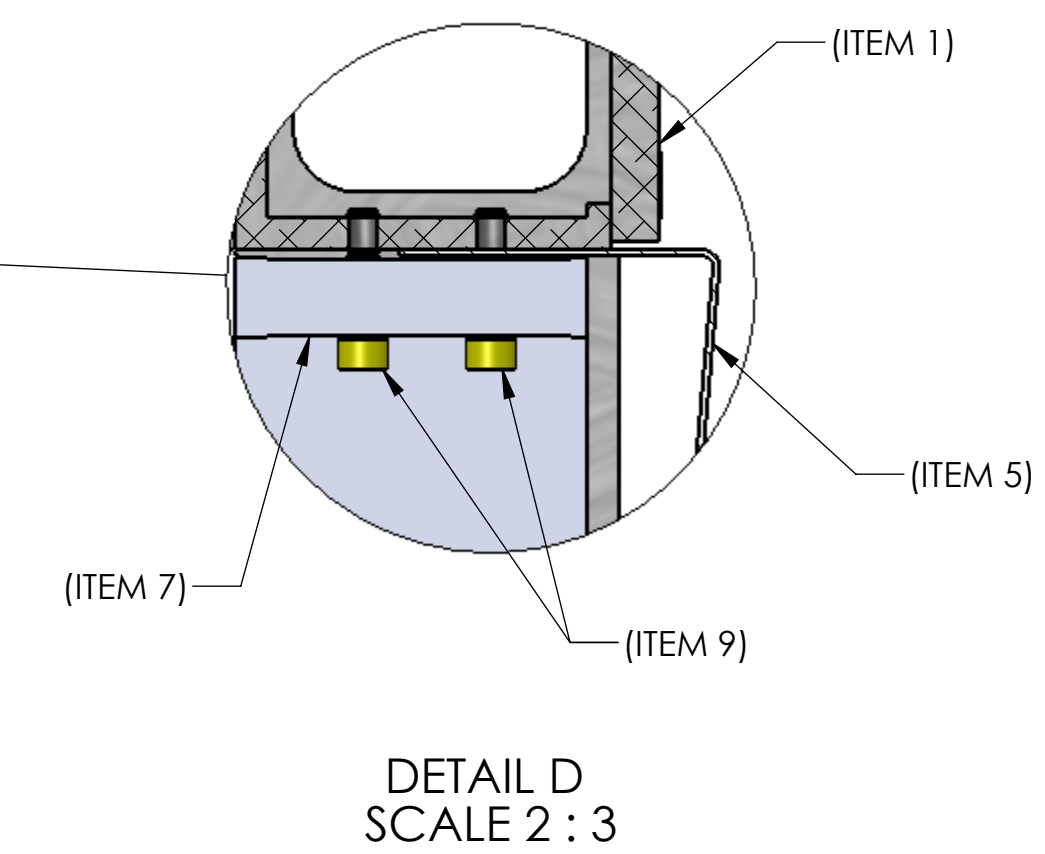
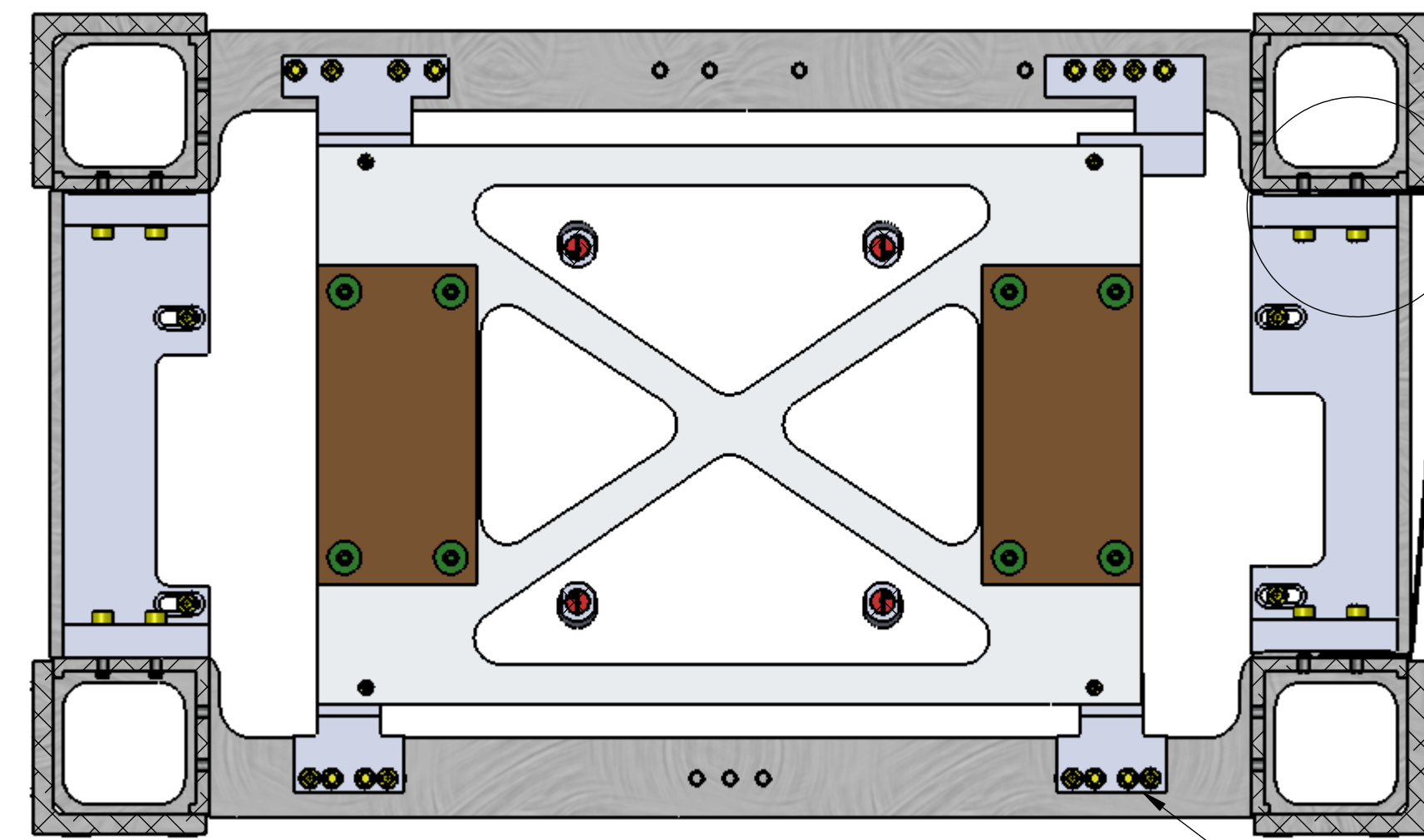
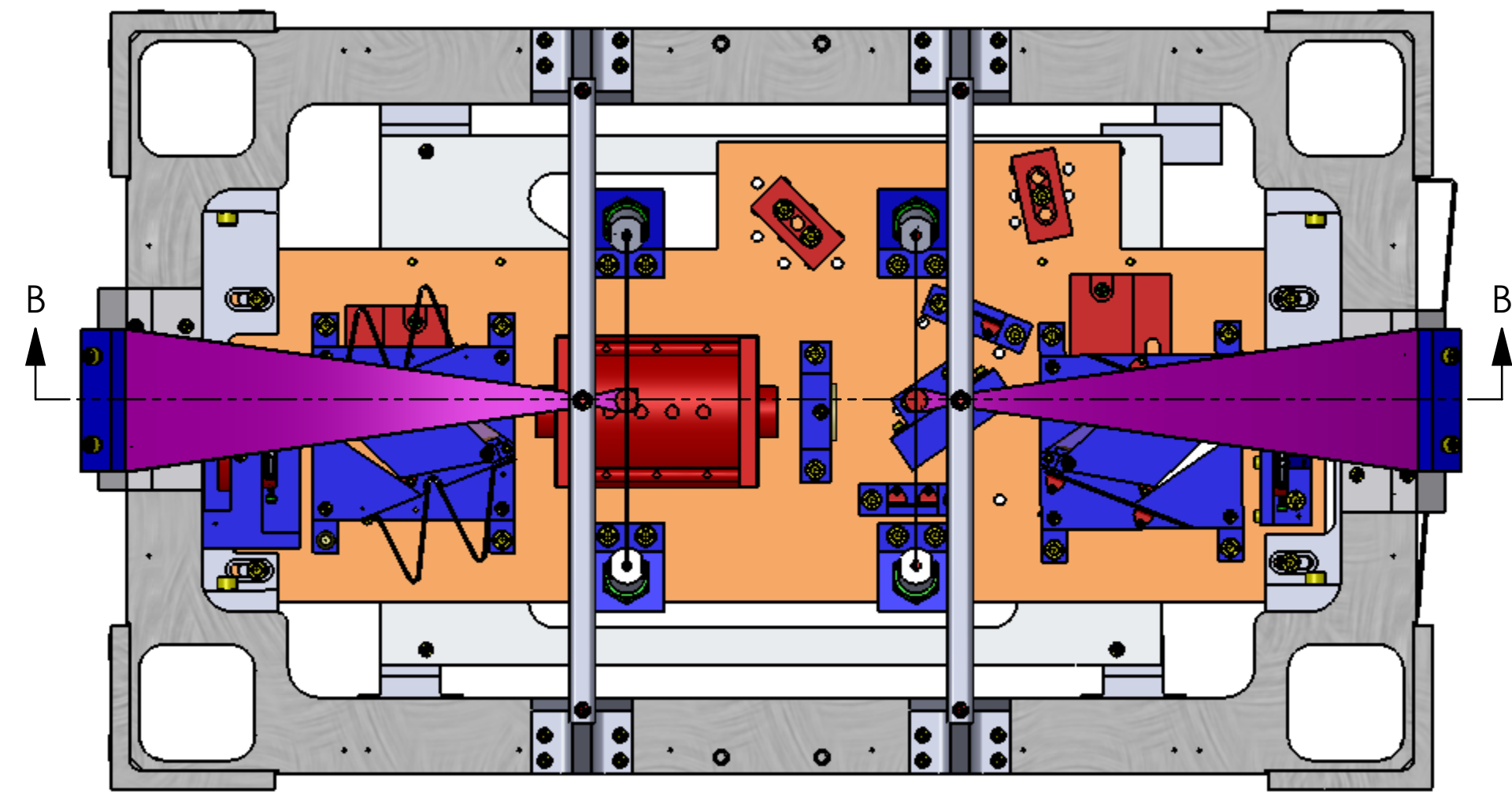
PART NAME: FARADAY ISOLATOR ASSEMBLY

DESIGNER: MRUIZ  
 DRAFTER: MRUIZ  
 CHECKER: MRUIZ  
 APPROVAL:

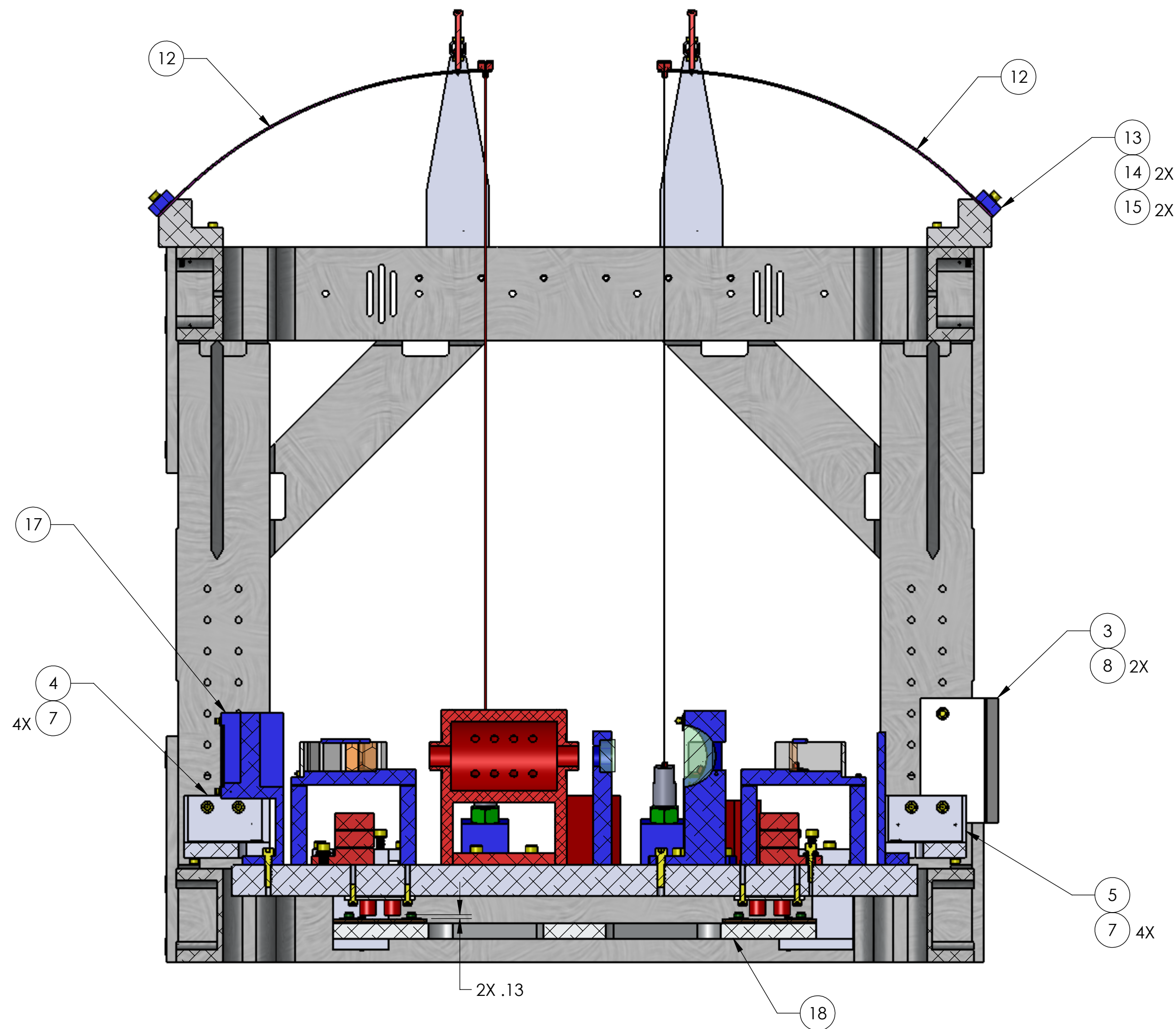
DATE: 09/10/2010  
 SIZE: D  
 DWG. NO.: D0900136  
 SCALE: 1:3  
 PROJECTION:

REV. v3  
 SHEET 1 OF 2

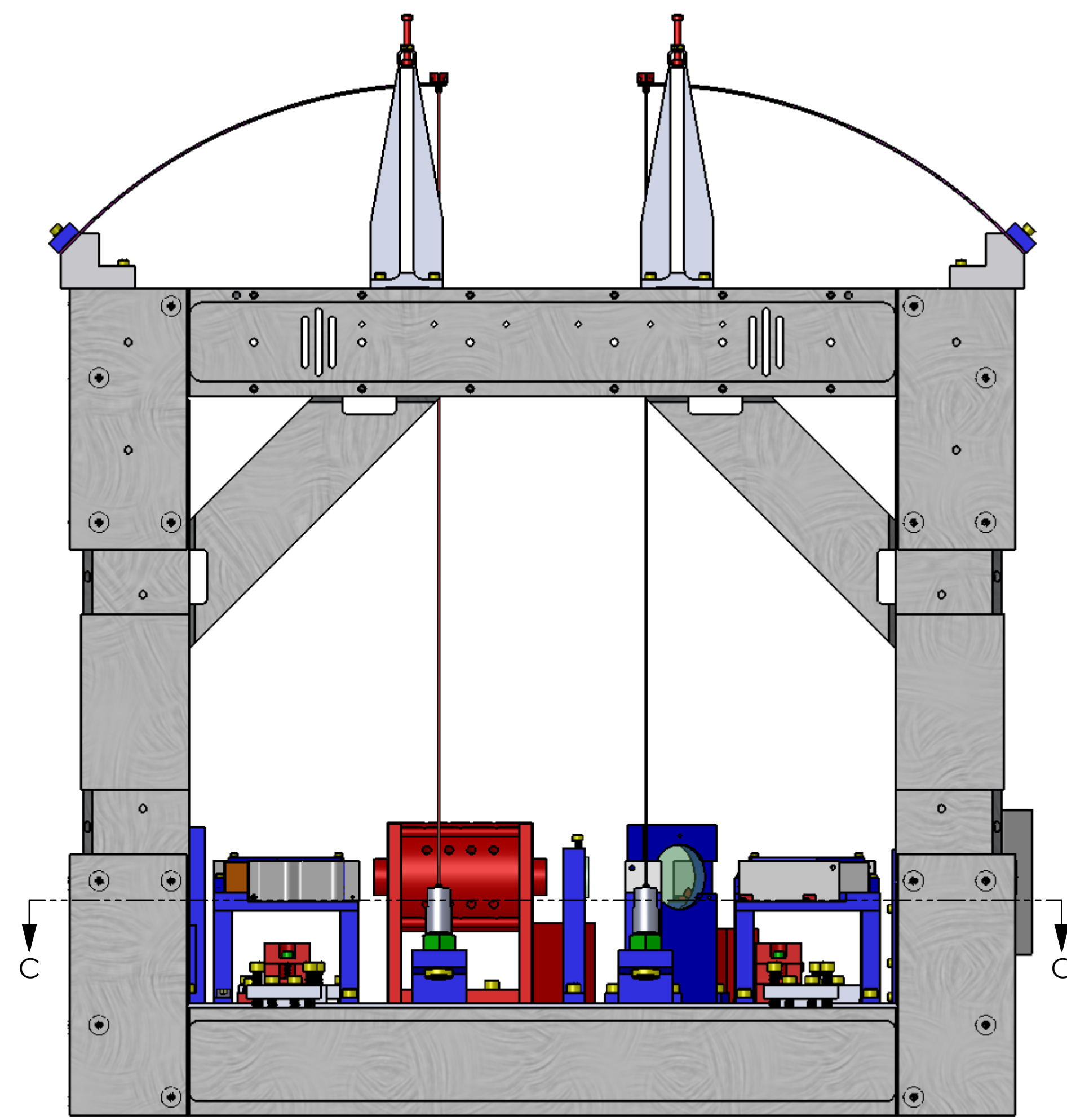
D0900136\_AudiLIGO\_AOS\_Faraday Isolator Assy, PART PDM REV: X155, DRAWING PDM REV: X028



SECTION C-C  
 ?  
 6 8X  
 (ITEM 4 REMOVED FOR CLARITY)



SECTION B-B



CALIFORNIA INSTITUTE OF TECHNOLOGY MASSACHUSETTS INSTITUTE OF TECHNOLOGY		REV.
SIZE	DWG. NO.	REV.
D	D0900136	v3
SCALE: 1:3	PROJECTION:	SHEET 2 OF 2

D0900136\_AdiLIGO\_AOS\_Feraday holder Assy. PART PDM REV. X:155. DRAWING PDM REV. X:028