
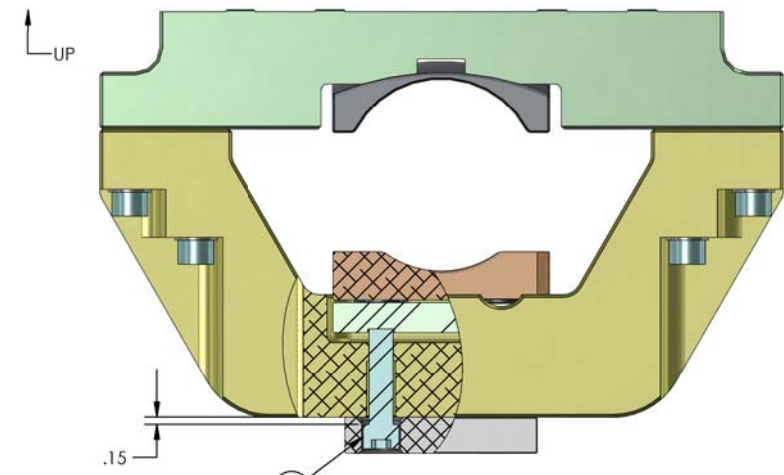
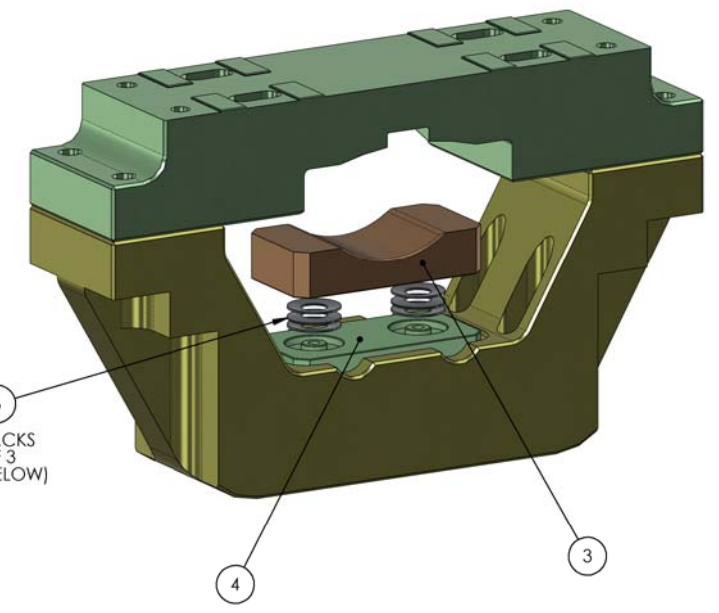
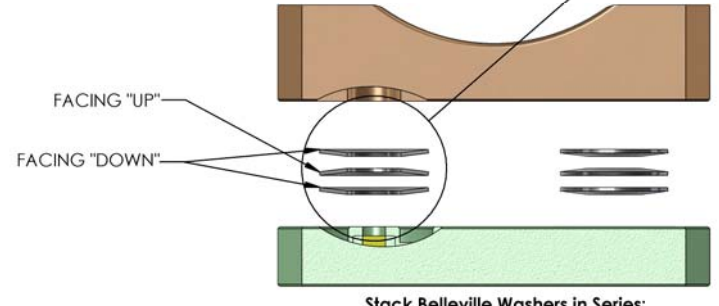


NOTES CONTINUED:

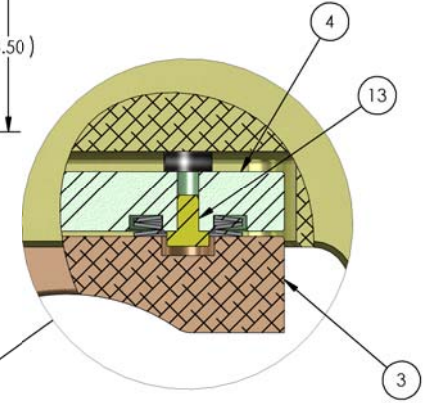
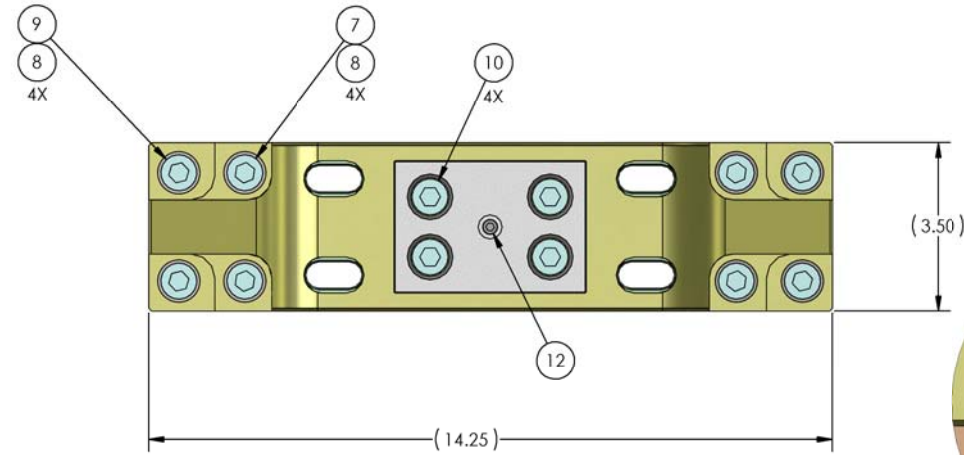
REV.	DATE	DCN #	DRAWING TREE #
v1 / 00	06 NOV 2008	N/A	N/A
v2	03 MAR 2010	E1000057	E1000056
v3	11 Jan 2011	E1100027	E1000056



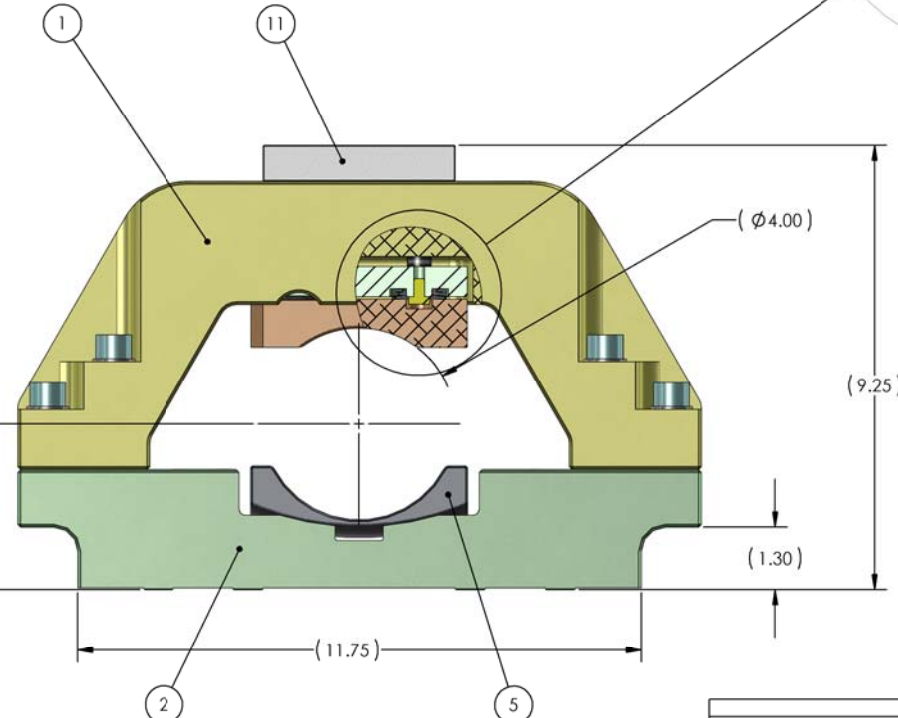
DETAIL B
SCALE 3 : 1



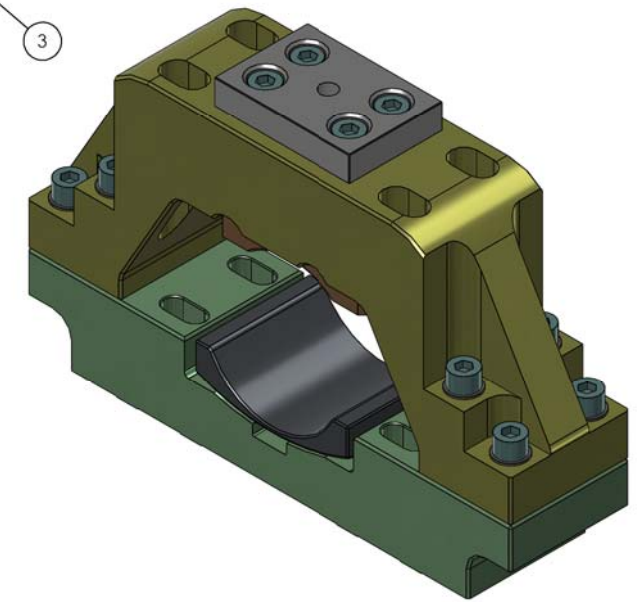
6
2 STACKS
OF 3
(SEE BELOW)



DETAIL C
SCALE 1 : 1



3.45
(DISTANCE FROM CROSSBEAM INTERFACE
TO CENTER OF SUPPORT TUBE)



ITEM NO.	PART NUMBER	DESCRIPTION	MATERIAL	REQ	SPARE	TOTAL
13	MSC_87925996	hex head screw 1/4-20 x 3/8 lg	18-8 SSSL	2		2
12	HOLOKROME_79020	SHCS, #10-32x.50"	18-8 SS	1		1
11	D1000480	Clamp Screw Guard, HAM Support Tube	PTFE	1		1
10	MCMMASTER_91274A460	SHCS, Corrosion-Resistant Coated, 1/2"-13x2.0"	Alloy Steel	4		4
9	MCMMASTER_91274A468	SHCS, Corrosion-Resistant Coated, 1/2"-13x2.5"	Alloy Steel	4		4
8	MCMMASTER_98017A210	Flat Washer, 1/2" Screw, .51"x.88"x.06"	AISI 304	8		8
7	MCMMASTER_91274A484	SHCS, Corrosion-Resistant Coated, 1/2"-13x3.5"	Alloy Steel	4		4
6	MCMMASTER_9713K78	Belleville Washer, .567"IDx1.125"ODx.038", .018" Defl.	302 SS	6		6
5	D080378	Clamp Sleeve, HAM Support Tube	2024-T351 AL	1		1
4	D080377	Clamp Washer Plate, HAM Support Tube	17-4 PH SSSL, H 1150	1		1
3	D080376	Clamp Preload, HAM Support Tube	6061-T6 AL	1		1
2	D080374	Clamp Base, HAM Support Tube	303 SSSL	1		1
1	D080375	Clamp Cap, HAM Support Tube	6061-T6 AL	1		1

NOTES AND TOLERANCES: (UNLESS OTHERWISE SPECIFIED)	
1. INTERPRET DRAWING PER ASME Y14.5-1994.	
2. REMOVE ALL SHARP EDGES, R.02 MIN.	
3. DO NOT SCALE FROM DRAWING.	
4. ALL MACHINING FLUIDS MUST BE FULLY SYNTHETIC, FULLY WATER SOLUBLE AND FREE OF SULFUR, SILICONE, AND CHLORINE.	
DIMENSIONS ARE IN INCHES	
TOLERANCES:	
.XX ± N/A	
.XXX ± N/A	
ANGULAR ± N/A *	
MATERIAL	SEE BOM
FINISH	SEE BOM

CALIFORNIA INSTITUTE OF TECHNOLOGY MASSACHUSETTS INSTITUTE OF TECHNOLOGY		PART NAME Clamp Asm, HAM Support Tube	
SYSTEM	ADVANCED LIGO	SUB-SYSTEM	SEI
DESIGNER	A. STEIN	DATE	06 NOV 2008
DRAFTER	A. STEIN	DATE	06 NOV 2008
CHECKER		SCALE	D
APPROVAL	K. MASON	DATE	03 MAR 2010
NEXT ASSY		HAM SUPPORT STRUCTURE	
DWG. NO.		D080373	
REV.		v3	
PROJECTION:		SHEET 1 OF 1	

D080373_Clamp_Asm_HAM_Support_Tube_PART PDM REV: K.012 DRAWING PDM REV: X.003